



Shown actual size: Skylark® preset dimmer and 1-gang Claro® wallplate in almond (AL)










## SKYLARK® dimmers

### product family features

- rocker switch returns light to your favorite light level
- slide up to brighten, down to dim (adjust light to suit any activity)
- coordinating Claro® wallplates available separately (including stainless steel)
- eco-dim® model available

### available models

#### source type

-  incandescent/halogen lighting
-  magnetic low-voltage lighting
-  electronic low-voltage lighting
-  fluorescent lighting
-  LED lighting
-  dimmable compact fluorescent
-  quiet 3-speed fan controls
-  quiet 3-speed fan/light controls
-  fully variable fan controls

#### control locations



available colors (see page 12 for color swatches)

#### colors (gloss finish)

<b>WH</b> white	<b>GR</b> gray
<b>IV</b> ivory	<b>BR</b> brown
<b>AL</b> almond	<b>BL</b> black
<b>LA</b> light almond	



### dimmers with on/off switch



- rocker switch turns on/off
- slide up to brighten, down to dim
- eco-dim® model guarantees at least 15% energy savings compared to a standard switch

#### incandescent/halogen

single pole	600W	<b>S-600P-</b>
single pole	1000W	<b>S-10P-</b>
3-way	600W	<b>S-603P-</b>
3-way	1000W	<b>S-103P-</b>

#### incandescent/halogen — eco-dim®†

**NEW**

single pole/3-way	600W	<b>S-603PG-</b>
-------------------	------	-----------------

#### magnetic low-voltage

single pole	600 VA (450 W)	<b>SLV-600P-</b>
3-way	600 VA (450 W)	<b>SLV-603P-</b>

Suggested maximum lighting load for magnetic low-voltage dimming is 450W for 600VA products to allow for transformer losses.

#### electronic low-voltage\*

single pole	300W	<b>SELV-300P-</b>
3-way	300W	<b>SELV-303P-</b>

requires neutral wire connection

† available in white, ivory, almond, and light almond

### dimmers with on/off switch & locator light



- rocker switch turns on/off
- slide up to brighten, down to dim
- includes locator light

#### incandescent/halogen

single pole	600W	<b>S-600PNL-</b>
single pole	1000W	<b>S-10PNL-</b>
3-way	600W	<b>S-603PNL-</b>
3-way	1000W	<b>S-103PNL-</b>

### slide-to-off dimmers



- slide up to on/brighten, down to dim/off

#### incandescent/halogen

single pole	600W	<b>S-600-</b>
single pole	1000W	<b>S-1000-</b>