

SORAA LED AR111 12.5W



OUTPUT RANGE: VIVID SERIES	575-650 lumen; CRI-95, R9>90
OUTPUT RANGE: BRILLIANT SERIES	735-795 lumen; CRI-80
BEAM ANGLE RANGE	8°, 25°, 36°, 50°
COLOR TEMPERATURE RANGE	2700K, 3000K, 4000K, 5000K
APPLICATION	Halogen replacement for indoor & outdoor applications



POINT SOURCE OPTICS

Exceptional beam control enables unique 8° narrow spot and smooth uniform beams

Single light source, single crisp shadow

VP₃ VIVID COLOR AND VP₃ NATURAL WHITE

VIVID series provides accurate color rendering across the visible spectrum from 400nm to 700nm, CRI-95, R9>90

Accurate white rendering based on >70% excitation of Optical Brightening Agents with emission between 400nm & 440 nm

ENERGY EFFICIENCY AND LONG LIFE

85% more energy efficient than standard halogen lamps

Typical payback of one year or less

Rated lifetime of 35,000 hours. Three year warranty

CERTIFICATIONS

UL/CUL Class 2 and non-Class 2, FCC Title 47 Part 15B, RoHS, CE

HIGHLY COMPATIBLE

Narrow spot compatible with Soraa SNAP System accessories

Thermally and geometrically compatible with standard fixtures

Suitable for fully enclosed fixtures per UL 1993. Can be used with front glass cover

Suitable for damp locations per UL

Works with trailing edge and leading edge phase cut dimmers, 12V AC magnetic and electronic transformers and 12V DC transformers (see www.soraa.com/resources)

INTENDED USE AND APPLICATIONS

For use in AR111 compatible recessed downlights, track lighting and other indoor and outdoor applications

Soraa lamps are designed to safely turn down in any thermal environment not conducive to minimum airflow or proper ventilation

GENERAL SPECIFICATIONS

Form Factor

Width: 111mm (4.27")

Height: 57mm (2.24")

Weight: 260g

Operating Temperature

Minimum: -40°C (ambient)

Typical: 60°C - 70°C (base)

Maximum: 80°C (base)

Electrical

Wattage: 12.5W

Power factor: 0.92

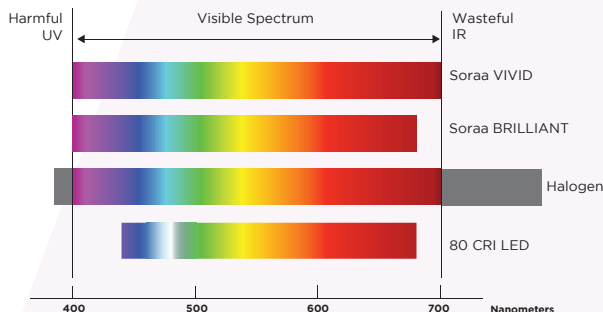
Voltage: 12V +/- 1.2V

Dimmable to <20%

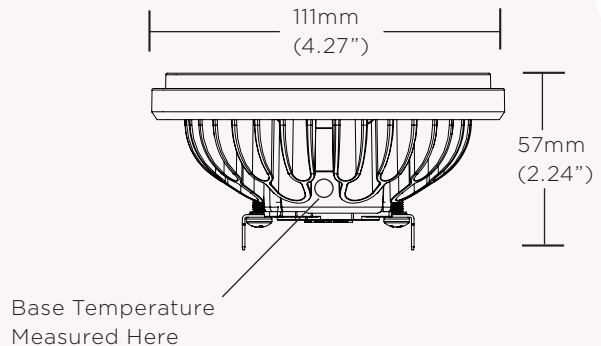
Flicker Index < 0.1

Percent Flicker: 28%

COLOR RENDERING



DIMENSIONS



SORAA LED AR111 12.5W

BEAM DIAGRAM

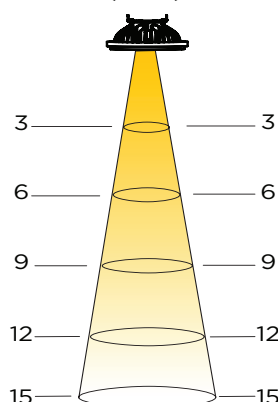
Narrow Spot 8°

Beam Dia at 50% CBCP (ft)	Field Dia at 10% CBCP (ft)	Foot-candles (% of CBCP)
0.4	0.7	11.1%
0.8	1.5	2.8%
1.3	2.2	1.2%
1.7	2.9	0.7%
2.1	3.7	0.4%

Narrow Flood 25°

Beam Dia at 50% CBCP (ft)	Field Dia at 10% CBCP (ft)	Foot-candles (% of CBCP)
1.3	2.2	11.1%
2.7	4.4	2.8%
4.0	6.6	1.2%
5.3	8.7	0.7%
6.7	10.9	0.4%

Distance to Floor (Feet)



Flood 36°

Beam Dia at 50% CBCP (ft)	Field Dia at 10% CBCP (ft)	Foot-candles (% of CBCP)
1.9	3.5	11.1%
3.9	6.9	2.8%
5.8	10.4	1.2%
7.8	13.9	0.7%
9.7	17.3	0.4%

Wide Flood 50°

Beam Dia at 50% CBCP (ft)	Field Dia at 10% CBCP (ft)	Foot-candles (% of CBCP)
2.8	5.0	11.1%
5.6	10.1	2.8%
8.4	15.1	1.2%
11.2	20.1	0.7%
14.0	25.2	0.4%

SPECIFICATIONS BY MODEL NUMBER*

Model Number	Product Code	CCT (K)	Beam Angle (°)	Field Angle (°)	CBCP (cd)	Halogen Equivalent** (Watts)	Total Flux (Lm)	Efficacy (Lm/W)	CRI/R9	White Point (McA)
SORAA VIVID SERIES										
SR111-12-08D-927-03 ^{SNAP}	01379	2700	8	14	15520	50	575	46	95 / 95	3
SR111-12-25D-927-03	01381	2700	25	40	3100	50	575	46	95 / 95	3
SR111-12-36D-927-03	01383	2700	36	60	1420	50	575	46	95 / 95	3
SR111-12-50D-927-03	01385	2700	50	80	740	50	575	46	95 / 95	3
SR111-12-08D-930-03 ^{SNAP}	01395	3000	8	14	16740	50	620	50	95 / 95	3
SR111-12-25D-930-03	01397	3000	25	40	3340	50	620	50	95 / 95	3
SR111-12-36D-930-03	01399	3000	36	60	1540	50	620	50	95 / 95	3
SR111-12-50D-930-03	01401	3000	50	80	800	50	620	50	95 / 95	3
SR111-12-08D-940-03 ^{SNAP}	01411	4000	8	14	17400	50	645	52	95 / 95	4
SR111-12-25D-940-03	01413	4000	25	40	3480	50	645	52	95 / 95	4
SR111-12-36D-940-03	01415	4000	36	60	1600	50	645	52	95 / 95	4
SR111-12-50D-940-03	01417	4000	50	80	820	50	645	52	95 / 95	4
SR111-12-08D-950-03 ^{SNAP}	01419	5000	8	14	17540	50	650	52	95 / 90	5
SR111-12-25D-950-03	01421	5000	25	40	3500	50	650	52	95 / 90	5
SR111-12-36D-950-03	01423	5000	36	60	1620	50	650	52	95 / 90	5
SR111-12-50D-950-03	01425	5000	50	80	840	50	650	52	95 / 90	5
SORAA BRILLIANT SERIES										
SR111-12-08D-827-03 ^{SNAP}	01387	2700	8	14	19840	60	735	59	80 / >0	3
SR111-12-25D-827-03	01389	2700	25	40	3960	60	735	59	80 / >0	3
SR111-12-36D-827-03	01391	2700	36	60	1820	60	735	59	80 / >0	3
SR111-12-50D-827-03	01393	2700	50	80	940	60	735	59	80 / >0	3
SR111-12-08D-830-03 ^{SNAP}	01403	3000	8	14	21460	60	795	64	80 / >0	3
SR111-12-25D-830-03	01405	3000	25	40	4280	60	795	64	80 / >0	3
SR111-12-36D-830-03	01407	3000	36	60	1980	60	795	64	80 / >0	3
SR111-12-50D-830-03	01409	3000	50	80	1020	60	795	64	80 / >0	3

*Specifications are at stable warm operating conditions (25°C ambient) **Energy Star Minimum ^{SNAP}SORAA SNAP System Compatible
 CCT = Correlated Color Temperature CRI = Color Rendering Index (Ra-8) White Point = White Point Accuracy in McA step

SAFETY NOTE ON HEAT

Although Soraa's lamps operate at cooler temperatures than halogen lamps, it is recommended that gloves be worn when handling bare lamps that have been energized.

Information and specifications subject to change. SR111 12W Rev 1 12.05.14

Soraa Inc. 6500 Kaiser Drive, Suite 110, Fremont, CA 94555
 855 GO-SORAA / 855 467-6722 www.soraa.com