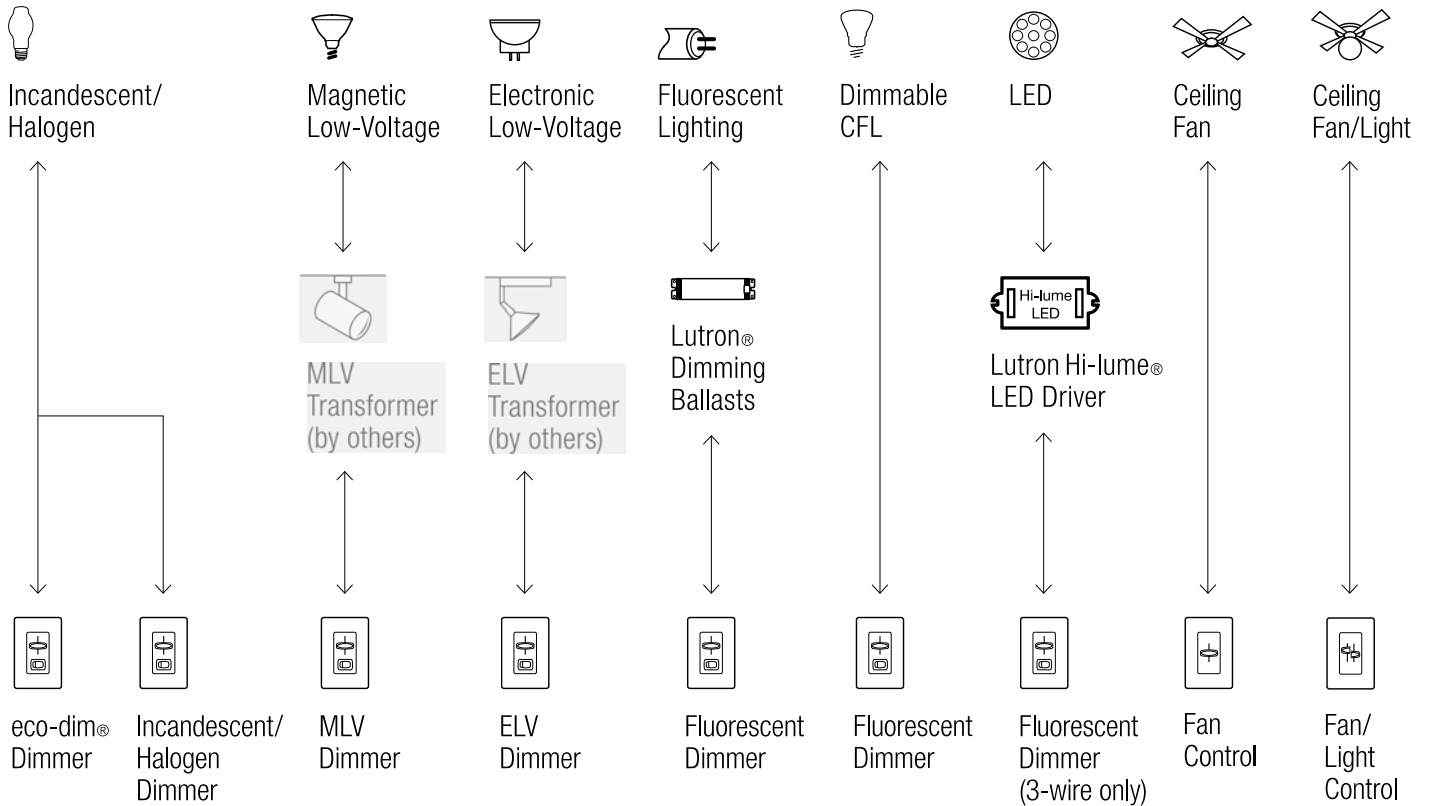


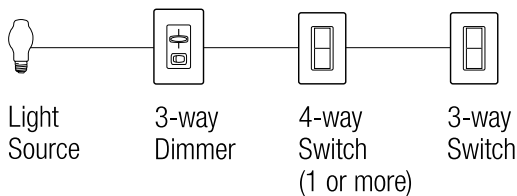
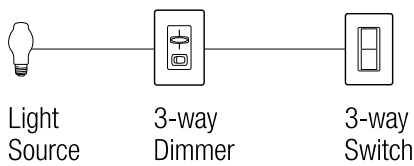
Connections overview

Load connections*



Control types (for 2 or more locations)

Dim from one location, switch from the others



For more information on ballasts, visit www.lutron.com/ballasts.

For more information on LED drivers, visit www.lutron.com/LED.

*For illustration purposes only. Consult model number pages for specific voltage and capacity information.

Fan control model numbers

✂ Fan controls

Slide-to-off fan controls—quiet 3-speed

Single-pole SFSQ-F-**CC**³
120V 1.5A

Single-pole SFSQ-F-HO-**CC**³
120V 2.0A

For use with only one ceiling paddle fan.

SFSQ-F-HO- for use with Hunter Original Series.

Slide-to-off fan control—fully variable

Single-pole SFS-5E-**CC**³
120V 5A

For use with multiple ceiling paddle fans or
exhaust fans.

✂ Fan/light controls

Fan control—quiet 3-speed and dimmer

Single-pole fan control S2-LFSQ-**CC**³
120V 1.5A (left)

120V single-pole dimmer 300W (right)

For use with only one ceiling paddle fan.

Fan control—fully variable and dimmer

Single-pole fan control S2-LF-**CC**³
120V 2.5A (left)

120V single-pole dimmer 300W (right)

For use with multiple ceiling paddle fans.

✂ Fan control/light switch

Fan control—quiet 3-speed and switch

Single-pole fan control SFSQ-LF-**CC**³
120V 1.5A (top)

120V single-pole switch 360W (bottom)
(incandescent/halogen loads only)

CC³: Gloss color codes, see pg. 105
(Wallplates not included, order separately,
see pg. 160)

All models must be derated if ganged unless
otherwise noted, see pg. 170.

***Requires neutral wire connection.**