

Dual-technology Maestro® Sensors

Superior in-wall sensors featuring Lutron XCT™ sensing technology

NEW
No neutral dual-tech



Sensor switch



Dual-circuit sensor switch

Helps meet building codes

- Title 24 2013
- ASHRAE 90.1 2010
- IECC 2012

- **XCT sensing technology with cross-correlation**
 - Enhanced ultrasonic and passive infrared (PIR) technology in the Maestro sensor keeps lights on and reduces false ons
 - Best of both technologies – no callbacks
- **Durable design with modern, clean aesthetic**
 - Tamper-resistant lens
 - 30+ year switch lifetime
 - Available in 27 colors
- **Ideal for retrofit – no neutral required**

View our
sensor videos:



For more
information:

[www.lutron.com/
OccVacSensors](http://www.lutron.com/OccVacSensors)

Order now:

Contact your local
electrical distributor



Lutron dual-technology Maestro® sensors minimize callbacks

XCT™ technology with cross-correlation – won't leave you in the dark

Lutron XCT technology can recognize the difference between fine human motion and background noise.

✓ Very Fine Motion



Minimal movements like typing on a keyboard

✓ Fine Motion



Small movements like flipping pages of a book

✓ Minor Motion



Movements like extending your arm

✓ Major Motion




Person walking 3 feet

NEW!

XCT technology now available for dual-technology sensors.

Dual-technology sensors use PIR and ultrasonic technologies together for maximum sensitivity.

Lutron sensors are engineered with robust components, and combined with award-winning aesthetics



Available in 27 colors

30+ year switch lifetime (250,000 on/off switch cycles)

Tamper-resistant lens

Gloss colors:

- White (WH)
- Gray (GR)
- Ivory (IV)
- Brown (BR)
- Almond (AL)
- Black (BL)
- Light Almond (LA)

Satin Colors®:

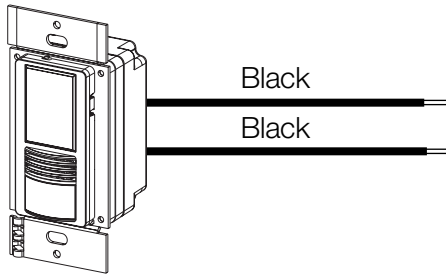
- Hot (HT)
- Merlot (MR)
- Plum (PL)
- Turquoise (TQ)
- Sea Glass (SG)
- Midnight (MN)
- Sienna (SI)
- Terracotta (TC)
- Greenbriar (GB)
- Bluestone (BG)
- Taupe (TP)
- Eggshell (ES)
- Biscuit (BI)
- Snow (SW)
- Palladium (PD)
- Mocha Stone (MS)
- Goldstone (GS)
- Desert Stone (DS)
- Stone (ST)
- Limestone (LS)

Dual-technology Maestro® sensor product information

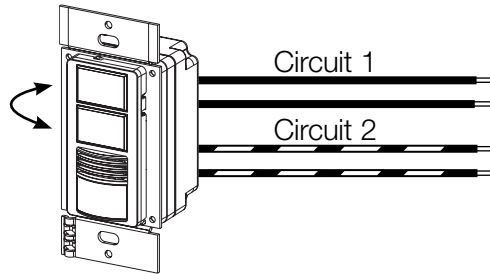
Mistake-proof wiring

NEW No neutral required model

- Installs fast — versions with or without neutral wire
- No polarity for line or load wiring
- Any voltage — 120-277V, any phase or mixed phases — A, B, or C
- For 3-way control with an existing switch, use neutral-required model



Sensor switch




Dual-circuit sensor switch

Easily reassign circuits


Change circuits with a simple button press—no rewiring required

Easy set up

- Independent setting per circuit
- Easy to see LEDs indicate settings
- No dip switches or dials
- Simple button press to change settings
 - Timeout
 - Sensitivity (ultrasonic)
 - Sensitivity (PIR)
 - Mode
 - Occupancy
 - Ambient light detection (learning)
 - Ambient light detection (fixed)
 - Vacancy



LEDs and a settings button



Controls all lighting and fan loads



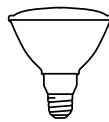
LED



CFL



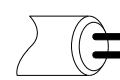
Incandescent/
halogen



Magnetic low
voltage



Electronic
low voltage



Fluorescent



Fan

120V to 277V, 6A

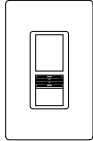
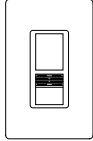
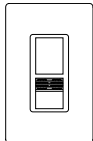
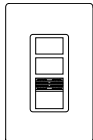
4.4A
(120V only)

All Lutron products backed by world-class support

- 24/7 live technical support 1.800.523.9466
- Customer service/quotes 1.888.588.7661

Ordering information

Dual-technology Maestro® occupancy/vacancy sensors

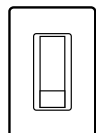
| Models | Model number | Specifications | Voltage |
|---|---------------------------|--|------------------|
| No neutral required (shipping 7/1/14) | | | |
|  | MS-A102-XX ^{1,2} | Single pole Single-circuit model 6 A lighting 4.4 A fan (120V only) | 120-277V~ |
|  | MS-A202-XX ¹ | Single pole Dual-circuit model 6 A lighting per circuit 4.4 A fan (120V only) per circuit | 120-277V~ |
| Neutral required | | | |
|  | MS-B102-XX ^{1,2} | Single pole/multi-location ³ Single-circuit model 6 A lighting 4.4 A fan (120V only) | 120-277V~ |
|  | MS-B202-XX ¹ | Single pole/3-way Dual-circuit model 6 A lighting per circuit 4.4 A fan (120V only) per circuit | 120-277V~ |

¹ XX denotes color suffix (above)

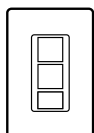
² Vacancy-only models available

³ Multi-location switches work with up to nine companion switches

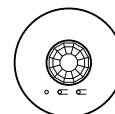
Additional Lutron sensors



Maestro PIR
single-circuit
sensors



Maestro PIR
dual-circuit
sensors



Radio Powr Savr™
wireless sensors

Code information

Sensors help meet stringent code requirements

- ASHRAE 90.1-2010, Title 24 2013, and IECC 2012
 - Meets automatic shutoff
 - Meets multi-level lighting controls requirement (dual-circuit model)
- For more information, visit www.lutron.com/energycodes

www.lutron.com/OccVacSensors

World Headquarters 1.610.282.3800

Technical Support Center 1.800.523.9466 (Available 24/7)

Customer Service 1.888.588.7661

