

# UPHORIA™

## DOWNLIGHT RETROFIT KIT



## UPHORIA™ LED Downlight Retrofit Kit

USHIO America's Uphoria LED downlight retrofit kits fit most 4-inch, 5-inch, and 6-inch downlight cans, allowing the user to upgrade old incandescent recessed lighting into energy-efficient LED lighting in a few simple steps. These retrofit kits can be installed indoors or outdoors including wet locations.

These dimmable downlight retrofits are Energy Star rated with a life rating of 40,000 hours. They have an attractive white trim included for a seamless appearance.

All Uphoria LED Downlight Retrofit kits operate on 120V with a Warm White (3000K) color temperature. They are available with Wide Flood (90 degree) beam angles and come with E26 bases. GU24 base adapters are available and sold separately. A High CRI (90+) CEC/California Title 24 kit is also available.

USHIO is proud to stand behind these Energy Star Qualified LED lamps with a 5-year warranty.

### FEATURES & BENEFITS:

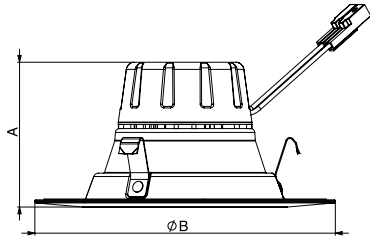
- Energy Saving
- Dimmable
- Easy To Install
- No Warm Up Time – Instant On
- Direct Replacement for Halogen PAR Lamps
- Wet Location Rated for indoors or outdoors
- Bright and Low Glare
- 40,000 Hours
- Application Friendly: UV Free & IR Free
- Environmentally Friendly: Mercury Free, Lead Free & RoHS Compliant
- 5-Year Limited Warranty
- Integrated white trim and E26 medium base socket adapter included. GU24 socket adapter accessory sold separately.

### APPLICATIONS:

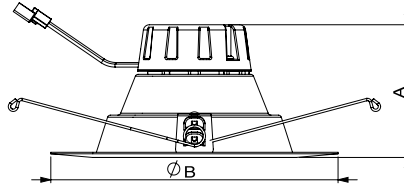
- Recessed Lighting
- Office Lighting
- Convention Centers
- Conference Rooms
- Hospitality Lighting

# UPHORIA™ LED Downlight Retrofit Kit

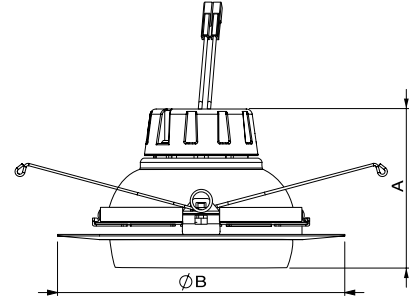
Case Qty: 6



8W 4" LED



12W, 19W, & 23W 5 5/8" LED



19W 6" EYEBALL LED

Watts (W)	Ushio Ordering Code	Ushio Lamp Description	Recessed Housing	Color Temp (K)	MOL in. (A)	Dia. in. (B)	Lumens* (lm)	Max CP* (cd)	CRI	Avg** Life (h)
8	1003923	8W LED Downlight Retrofit, WW30, 4"	4 Inch	3000	2.76	5.71	550	254	80+	40,000
12	1003924	12W LED Downlight Retrofit, WW30, 4"	4 Inch	3000	2.76	5.71	800	366	80+	40,000
12	1003925	12W LED Downlight Retrofit, WW30, 5 5/8"	5 or 6 Inch	3000	3.46	7.48	800	372	80+	40,000
19	1003926	19W LED Downlight Retrofit, WW30, 5 5/8"	5 or 6 Inch	3000	3.46	7.48	1180	502	80+	40,000
19	1003927	19W LED Downlight Retrofit, WW30, 6" EB	6 Inch	3000	4.17	7.48	1200	584	80+	40,000
23	1003922	23W LED Downlight Retrofit, WW30, 5 5/8"	5 or 6 Inch	3000	3.46	7.48	1200	590	90+	40,000
N/A	1003928	LED Downlight Retrofit GU24 Base Adapter								

\* Photometric data is based on LM-79 tests.

\*\* Average life based on 70% lumen maintenance. LM-80 data available.

### Electrical Specifications:

Driver: High Efficiency

Power Factor: > 0.90

Dimming: See [www.ushio.com](http://www.ushio.com) for dimmer

### Cautions:

Not for use in totally enclosed fixtures

Suitable for dry, damp and wet locations


Not for use in emergency or exit lighting

### Qualifications:

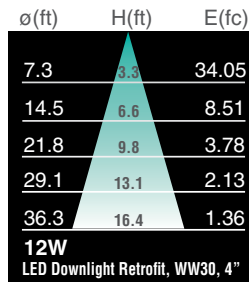


# UPHORIA™ LED Downlight Retrofit Kit

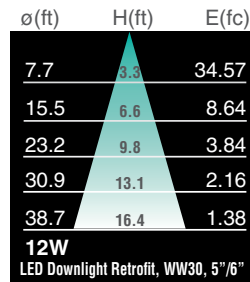
## Photometrics



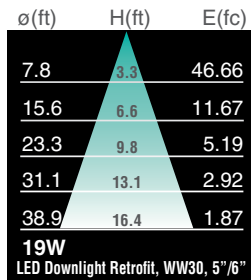
ITEM 1003923



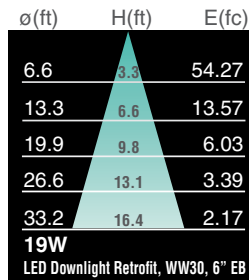
ITEM 1003924



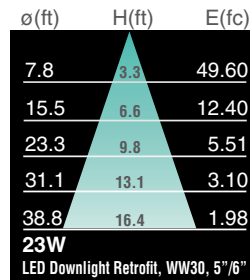
ITEM 1003925



ITEM 1003926

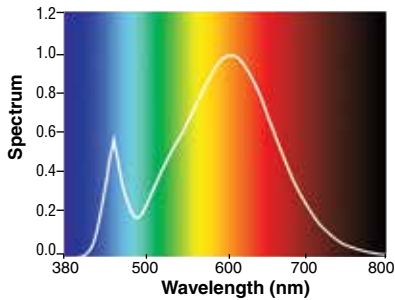


ITEM 1003927

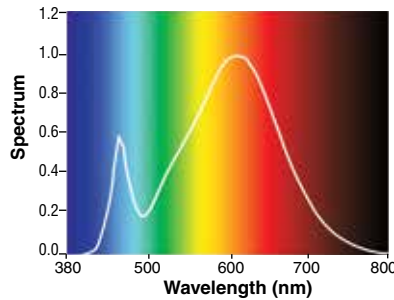


ITEM 1003922

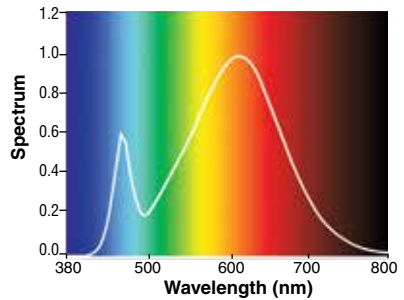
## Spectral Distribution Charts



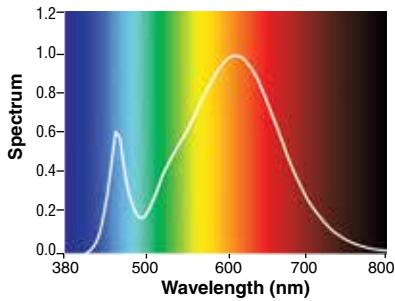
item# 1003923  
8W LED Downlight Retrofit, WW30, 4"



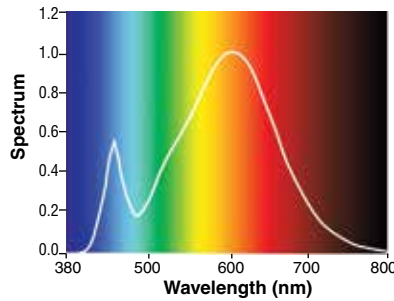
item# 1003924  
12W LED Downlight Retrofit, WW30, 4"



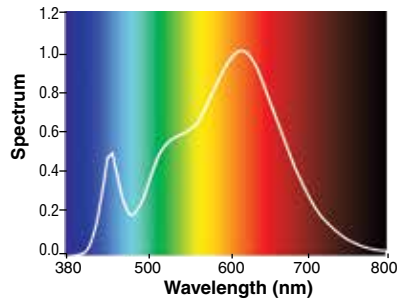
item# 1003925  
12W LED Downlight Retrofit, WW30, 5"/6"



item# 1003926  
19W LED Downlight Retrofit, WW30, 5"/6"



item# 1003927  
19W LED Downlight Retrofit, WW30, 6" EB



item# 1003922  
23W LED Downlight Retrofit, WW30, 5"/6"

# UPHORIA™ LED Downlight Retrofit Kit

## Lighting Facts

item# 1003923  
8W/LED Retrofit/WW30/4"

Lighting Facts/ Faits d'éclairage	
Per Bulb/Par l'ampoule	
<b>Brightness/Luminosité</b>	<b>550 lumens</b>
<b>Estimated Yearly Energy Cost/ Coût énergétique annuel estimé</b>	<b>\$0.96</b>
Based on 3 hrs/day, 11¢/kWh. Cost depends on rates and use. /Basé sur 3 heures/jour, 11¢/kWh. Les coûts dépendent du tarif et de la fréquence d'utilisation.	
<b>Life/Vie</b>	<b>36 years/ans</b>
Based on 3 hrs/day. /Basé sur 3 heures/jour.	
<b>Light Appearance/Apparence de l'éclairage</b>	
Warm/Chaud <span style="display: inline-block; width: 100px; border-bottom: 1px solid black; position: relative; top: -5px;"> <span style="position: absolute; left: 0; top: -5px;">▲</span> <span style="position: absolute; right: 0; top: -5px;">▼</span> </span> Cool/Froid	
3000K	
<b>Energy Used/Énergie utilisée</b>	<b>8 watts</b>

item# 1003924  
12W/LED Retrofit/WW30/4"

Lighting Facts/ Faits d'éclairage	
Per Bulb/Par l'ampoule	
<b>Brightness/Luminosité</b>	<b>800 lumens</b>
<b>Estimated Yearly Energy Cost/ Coût énergétique annuel estimé</b>	<b>\$1.45</b>
Based on 3 hrs/day, 11¢/kWh. Cost depends on rates and use. /Basé sur 3 heures/jour, 11¢/kWh. Les coûts dépendent du tarif et de la fréquence d'utilisation.	
<b>Life/Vie</b>	<b>36 years/ans</b>
Based on 3 hrs/day. /Basé sur 3 heures/jour.	
<b>Light Appearance/Apparence de l'éclairage</b>	
Warm/Chaud <span style="display: inline-block; width: 100px; border-bottom: 1px solid black; position: relative; top: -5px;"> <span style="position: absolute; left: 0; top: -5px;">▲</span> <span style="position: absolute; right: 0; top: -5px;">▼</span> </span> Cool/Froid	
3000K	
<b>Energy Used/Énergie utilisée</b>	<b>12 watts</b>

item# 1003925  
12W/LED Retrofit/WW30/5/6"

Lighting Facts/ Faits d'éclairage	
Per Bulb/Par l'ampoule	
<b>Brightness/Luminosité</b>	<b>800 lumens</b>
<b>Estimated Yearly Energy Cost/ Coût énergétique annuel estimé</b>	<b>\$1.45</b>
Based on 3 hrs/day, 11¢/kWh. Cost depends on rates and use. /Basé sur 3 heures/jour, 11¢/kWh. Les coûts dépendent du tarif et de la fréquence d'utilisation.	
<b>Life/Vie</b>	<b>36 years/ans</b>
Based on 3 hrs/day. /Basé sur 3 heures/jour.	
<b>Light Appearance/Apparence de l'éclairage</b>	
Warm/Chaud <span style="display: inline-block; width: 100px; border-bottom: 1px solid black; position: relative; top: -5px;"> <span style="position: absolute; left: 0; top: -5px;">▲</span> <span style="position: absolute; right: 0; top: -5px;">▼</span> </span> Cool/Froid	
3000K	
<b>Energy Used/Énergie utilisée</b>	<b>12 watts</b>

item# 1003926  
19W/LED Retrofit/WW30/5/6"

Lighting Facts/ Faits d'éclairage	
Per Bulb/Par l'ampoule	
<b>Brightness/Luminosité</b>	<b>1180 lumens</b>
<b>Estimated Yearly Energy Cost/ Coût énergétique annuel estimé</b>	<b>\$2.29</b>
Based on 3 hrs/day, 11¢/kWh. Cost depends on rates and use. /Basé sur 3 heures/jour, 11¢/kWh. Les coûts dépendent du tarif et de la fréquence d'utilisation.	
<b>Life/Vie</b>	<b>36 years/ans</b>
Based on 3 hrs/day. /Basé sur 3 heures/jour.	
<b>Light Appearance/Apparence de l'éclairage</b>	
Warm/Chaud <span style="display: inline-block; width: 100px; border-bottom: 1px solid black; position: relative; top: -5px;"> <span style="position: absolute; left: 0; top: -5px;">▲</span> <span style="position: absolute; right: 0; top: -5px;">▼</span> </span> Cool/Froid	
3000K	
<b>Energy Used/Énergie utilisée</b>	<b>19 watts</b>

item# 1003927  
19W/LED Retrofit/WW30/6"EB

Lighting Facts/ Faits d'éclairage	
Per Bulb/Par l'ampoule	
<b>Brightness/Luminosité</b>	<b>1200 lumens</b>
<b>Estimated Yearly Energy Cost/ Coût énergétique annuel estimé</b>	<b>\$2.29</b>
Based on 3 hrs/day, 11¢/kWh. Cost depends on rates and use. /Basé sur 3 heures/jour, 11¢/kWh. Les coûts dépendent du tarif et de la fréquence d'utilisation.	
<b>Life/Vie</b>	<b>36 years/ans</b>
Based on 3 hrs/day. /Basé sur 3 heures/jour.	
<b>Light Appearance/Apparence de l'éclairage</b>	
Warm/Chaud <span style="display: inline-block; width: 100px; border-bottom: 1px solid black; position: relative; top: -5px;"> <span style="position: absolute; left: 0; top: -5px;">▲</span> <span style="position: absolute; right: 0; top: -5px;">▼</span> </span> Cool/Froid	
3000K	
<b>Energy Used/Énergie utilisée</b>	<b>19 watts</b>

item# 1003922  
23W/LED Retrofit/WW30/5/6"

Lighting Facts/ Faits d'éclairage	
Per Bulb/Par l'ampoule	
<b>Brightness/Luminosité</b>	<b>1200 lumens</b>
<b>Estimated Yearly Energy Cost/ Coût énergétique annuel estimé</b>	<b>\$2.77</b>
Based on 3 hrs/day, 11¢/kWh. Cost depends on rates and use. /Basé sur 3 heures/jour, 11¢/kWh. Les coûts dépendent du tarif et de la fréquence d'utilisation.	
<b>Life/Vie</b>	<b>36 years/ans</b>
Based on 3 hrs/day. /Basé sur 3 heures/jour.	
<b>Light Appearance/Apparence de l'éclairage</b>	
Warm/Chaud <span style="display: inline-block; width: 100px; border-bottom: 1px solid black; position: relative; top: -5px;"> <span style="position: absolute; left: 0; top: -5px;">▲</span> <span style="position: absolute; right: 0; top: -5px;">▼</span> </span> Cool/Froid	
3000K	
<b>Energy Used/Énergie utilisée</b>	<b>23 watts</b>

Distributed by:



Scan with a smartphone to view this product online.

Form No. S-UPHDLRETROFIT-0814  
Specifications may be subject to change without prior notice. Refer to [www.ushio.com](http://www.ushio.com) for the most current product specifications.

© 2014 USHIO America, Inc. All rights reserved.