

UPHORIA™

DOWNLIGHT RETROFIT KIT



UPHORIA™ LED Downlight Retrofit Kit

USHIO America's Uphoria LED downlight retrofit kits fit most 4-inch, 5-inch, and 6-inch downlight cans, allowing the user to upgrade old incandescent recessed lighting into energy-efficient LED lighting in a few simple steps. These retrofit kits can be installed indoors or outdoors including wet locations.

These dimmable downlight retrofits are Energy Star rated with a life rating of 40,000 hours. They have an attractive white trim included for a seamless appearance.

All Uphoria LED Downlight Retrofit kits operate on 120V with a Warm White (3000K) color temperature. They are available with Wide Flood (90 degree) beam angles and come with E26 bases. GU24 base adapters are available and sold separately. A High CRI (90+) CEC/California Title 24 kit is also available.

USHIO is proud to stand behind these Energy Star Qualified LED lamps with a 5-year warranty.

FEATURES & BENEFITS:

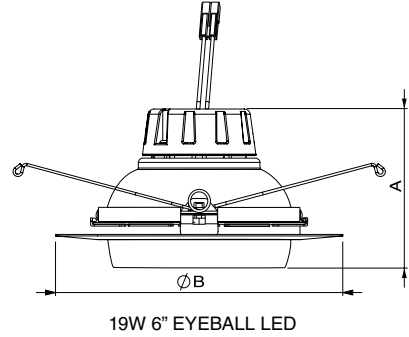
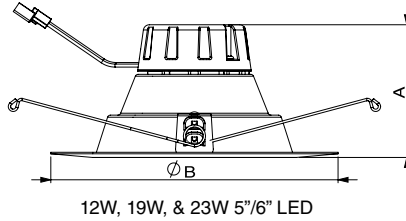
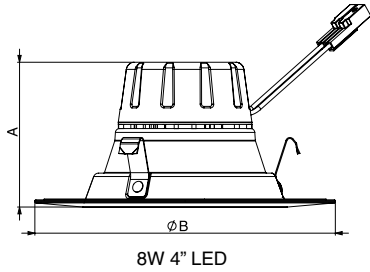
- Energy Saving
- Dimmable
- Easy To Install
- No Warm Up Time – Instant On
- Direct Replacement for Halogen PAR Lamps
- Wet Location Rated for indoors or outdoors
- Bright and Low Glare
- 40,000 Hours
- Application Friendly: UV Free & IR Free
- Environmentally Friendly: Mercury Free, Lead Free & RoHS Compliant
- 5-Year Limited Warranty
- Integrated white trim and E26 medium base socket adapter included. GU24 socket adapter accessory sold separately.

APPLICATIONS:

- Recessed Lighting
- Office Lighting
- Convention Centers
- Conference Rooms
- Hospitality Lighting

UPHORIA™ LED Downlight Retrofit Kit

Case Qty: 6



Watts (W)	Ushio Ordering Code	Ushio Lamp Description	Recessed Housing	Color Temp (K)	MOL in. (A)	Dia. in. (B)	Lumens* (lm)	Max CP* (cd)	CRI	Avg** Life (h)
8	1003923	8W LED Downlight Retrofit, WW30, 4"	4 Inch	3000	2.76	5.71	550	254	80+	40,000
12	1003924	12W LED Downlight Retrofit, WW30, 4"	4 Inch	3000	2.76	5.71	800	366	80+	40,000
12	1003925	12W LED Downlight Retrofit, WW30, 5 1/2"	5 or 6 Inch	3000	3.46	7.48	800	372	80+	40,000
19	1003926	19W LED Downlight Retrofit, WW30, 5 1/2"	5 or 6 Inch	3000	3.46	7.48	1180	502	80+	40,000
19	1003927	19W LED Downlight Retrofit, WW30, 6" EB	6 Inch	3000	4.17	7.48	1200	584	80+	40,000
23	1003922	23W LED Downlight Retrofit, WW30, 5 1/2"	5 or 6 Inch	3000	3.46	7.48	1200	590	90+	40,000
N/A	1003928	LED Downlight Retrofit GU24 Base Adapter								

* Photometric data is based on LM-79 tests.

** Average life based on 70% lumen maintenance. LM-80 data available.

Electrical Specifications:

Driver: High Efficiency

Power Factor: > 0.90

Dimming: See www.ushio.com for dimmer

Cautions:

Not for use in totally enclosed fixtures

Suitable for dry, damp and wet locations


Not for use in emergency or exit lighting

Qualifications:

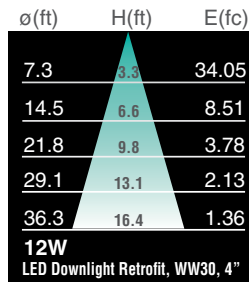


UPHORIA™ LED Downlight Retrofit Kit

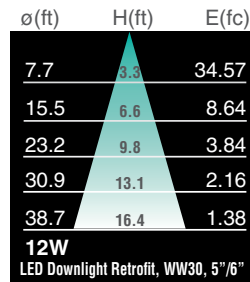
Photometrics



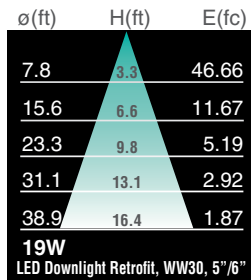
ITEM 1003923



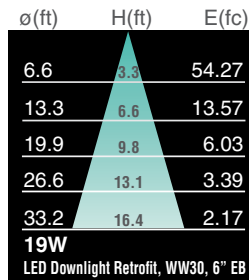
ITEM 1003924



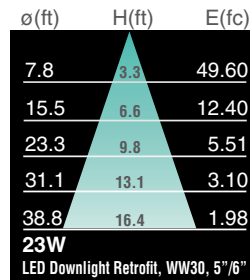
ITEM 1003925



ITEM 1003926

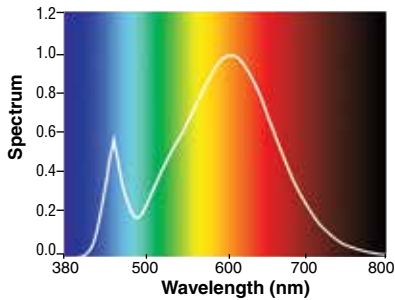


ITEM 1003927

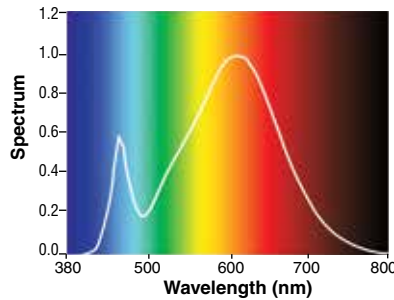


ITEM 1003922

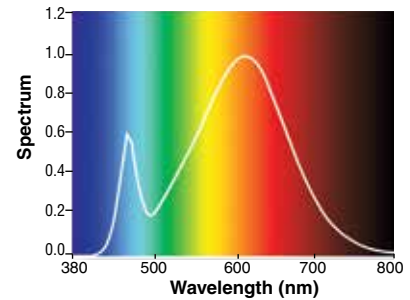
Spectral Distribution Charts



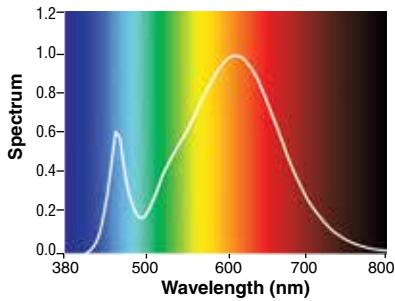
item# 1003923
8W LED Downlight Retrofit, WW30, 4"



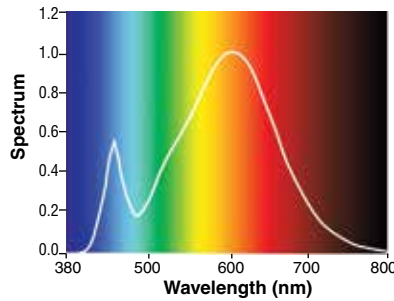
item# 1003924
12W LED Downlight Retrofit, WW30, 4"



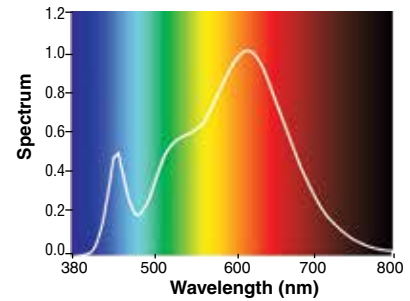
item# 1003925
12W LED Downlight Retrofit, WW30, 5"/6"



item# 1003926
19W LED Downlight Retrofit, WW30, 5"/6"



item# 1003927
19W LED Downlight Retrofit, WW30, 6" EB



item# 1003922
23W LED Downlight Retrofit, WW30, 5"/6"

UPHORIA™ LED Downlight Retrofit Kit

Lighting Facts

item# 1003923
8W/LED Retrofit/WW30/4"

Lighting Facts/ Faits d'éclairage	
Per Bulb/Par l'ampoule	
Brightness/Luminosité	550 lumens
Estimated Yearly Energy Cost/ Coût énergétique annuel estimé	\$0.96
Based on 3 hrs/day, 11¢/kWh. Cost depends on rates and use. /Basé sur 3 heures/jour, 11¢/kWh. Les coûts dépendent du tarif et de la fréquence d'utilisation.	
Life/Vie	36 years/ans
Based on 3 hrs/day. /Basé sur 3 heures/jour.	
Light Appearance/Apparence de l'éclairage	
Warm/Chaud ▲ Cool/Froid	
3000K	
Energy Used/Énergie utilisée	8 watts

item# 1003924
12W/LED Retrofit/WW30/4"

Lighting Facts/ Faits d'éclairage	
Per Bulb/Par l'ampoule	
Brightness/Luminosité	800 lumens
Estimated Yearly Energy Cost/ Coût énergétique annuel estimé	\$1.45
Based on 3 hrs/day, 11¢/kWh. Cost depends on rates and use. /Basé sur 3 heures/jour, 11¢/kWh. Les coûts dépendent du tarif et de la fréquence d'utilisation.	
Life/Vie	36 years/ans
Based on 3 hrs/day. /Basé sur 3 heures/jour.	
Light Appearance/Apparence de l'éclairage	
Warm/Chaud ▲ Cool/Froid	
3000K	
Energy Used/Énergie utilisée	12 watts

item# 1003925
12W/LED Retrofit/WW30/5/6"

Lighting Facts/ Faits d'éclairage	
Per Bulb/Par l'ampoule	
Brightness/Luminosité	800 lumens
Estimated Yearly Energy Cost/ Coût énergétique annuel estimé	\$1.45
Based on 3 hrs/day, 11¢/kWh. Cost depends on rates and use. /Basé sur 3 heures/jour, 11¢/kWh. Les coûts dépendent du tarif et de la fréquence d'utilisation.	
Life/Vie	36 years/ans
Based on 3 hrs/day. /Basé sur 3 heures/jour.	
Light Appearance/Apparence de l'éclairage	
Warm/Chaud ▲ Cool/Froid	
3000K	
Energy Used/Énergie utilisée	12 watts

item# 1003926
19W/LED Retrofit/WW30/5/6"

Lighting Facts/ Faits d'éclairage	
Per Bulb/Par l'ampoule	
Brightness/Luminosité	1180 lumens
Estimated Yearly Energy Cost/ Coût énergétique annuel estimé	\$2.29
Based on 3 hrs/day, 11¢/kWh. Cost depends on rates and use. /Basé sur 3 heures/jour, 11¢/kWh. Les coûts dépendent du tarif et de la fréquence d'utilisation.	
Life/Vie	36 years/ans
Based on 3 hrs/day. /Basé sur 3 heures/jour.	
Light Appearance/Apparence de l'éclairage	
Warm/Chaud ▲ Cool/Froid	
3000K	
Energy Used/Énergie utilisée	19 watts

item# 1003927
19W/LED Retrofit/WW30/6"EB

Lighting Facts/ Faits d'éclairage	
Per Bulb/Par l'ampoule	
Brightness/Luminosité	1200 lumens
Estimated Yearly Energy Cost/ Coût énergétique annuel estimé	\$2.29
Based on 3 hrs/day, 11¢/kWh. Cost depends on rates and use. /Basé sur 3 heures/jour, 11¢/kWh. Les coûts dépendent du tarif et de la fréquence d'utilisation.	
Life/Vie	36 years/ans
Based on 3 hrs/day. /Basé sur 3 heures/jour.	
Light Appearance/Apparence de l'éclairage	
Warm/Chaud ▲ Cool/Froid	
3000K	
Energy Used/Énergie utilisée	19 watts

item# 1003922
23W/LED Retrofit/WW30/5/6"

Lighting Facts/ Faits d'éclairage	
Per Bulb/Par l'ampoule	
Brightness/Luminosité	1200 lumens
Estimated Yearly Energy Cost/ Coût énergétique annuel estimé	\$2.77
Based on 3 hrs/day, 11¢/kWh. Cost depends on rates and use. /Basé sur 3 heures/jour, 11¢/kWh. Les coûts dépendent du tarif et de la fréquence d'utilisation.	
Life/Vie	36 years/ans
Based on 3 hrs/day. /Basé sur 3 heures/jour.	
Light Appearance/Apparence de l'éclairage	
Warm/Chaud ▲ Cool/Froid	
3000K	
Energy Used/Énergie utilisée	23 watts

Distributed by:



Scan with a smartphone to view this product online.

Form No. S-UPHDLRETROFIT-0814
Specifications may be subject to change without prior notice. Refer to www.ushio.com for the most current product specifications.

© 2014 USHIO America, Inc. All rights reserved.