

DULUX® EL Twist

Electronic Compact Fluorescent Lamps



SYLVANIA offers DULUX EL self-ballasted medium, candelabra and GU24 based compact fluorescent lamps in a variety of Twist designs. The Dimmable Twists offer smooth dimming down to 20% of rated light output. With a reduced T2 tube diameter, Micro-Mini Twist lamps are the smallest CFL lamps available in the industry, further addressing sustainability objectives with long 12,000 hour life and TCLP-compliance.

With improved efficacy, smaller profiles, excellent color rendition and a broad range of color temperature options, DULUX EL CFLs provide a brilliant alternative to traditional incandescent and halogen light sources and are suitable for many different types of luminaires. They complement the DULUX EL Covered family of CFLs described in companion Product Information Bulletin CF047.

Key Features & Benefits

- Energy saving alternatives to incandescent lamps save up to 75% compared to similar lumen output incandescents
- Variety of medium and candelabra base shapes and wattages to satisfy most applications
- Long life: 8,000 – 15,000 hour average rated life
- Flicker-free starting
- Micro-Mini configurations are TCLP-compliant
- Increased energy savings with dimmable 14W and 24W twists
- 82 CRI
- Available in a variety of color temperatures:
 - 2700K
 - 3000K
 - 3500K
 - 4100K
 - 5000K
 - 6500K

Product Offering

| Lamp Type | Wattage |
|-----------------------|-----------------------------|
| Micro-Mini Twist | 5W, 10W, 13W, 20W, 23W, 26W |
| Super Mini Twist | 7W, 11W, 13W, 19W, 23W |
| Mini Twist | 7W, 11W, 13W, 19W, 23W |
| Micro LED Night Light | 23W |
| Twist | 30W, 40W, 65W |
| Twist GU24 | 13W, 23W |
| 3-Way Twist | 12/22/33W, 20/30/40W |
| Dimmable Twist | 14W, 24W |

Application Information

Applications

- Chandeliers
- Decorative & vanity fixtures
- Difficult to service areas
- Floor lamps
- Sconces
- Security lighting
- Table lamps
- 3-way lamps

Application Notes

1. Do not install DULUX EL lamps on dimming circuits, unless the lamp is labelled as “Dimmable”
2. Outdoor application — use only in enclosed fixtures to avoid exposure to weather
3. Do not use in emergency exit fixtures or lights
4. Do not use on electronic timers, photocells, lighted switches or any other switches that do not meet UL20 Sec. 7.6.15
5. Meets CSA, FCC and UL requirements
6. Use only 120V AC, 60Hz circuit
7. Install and remove lamp from fixture by handling plastic base, not lamp glass
8. Best performance achieved when operated at 77°F/25°C

Specification Data

| | |
|-------------|------|
| Catalog # | Type |
| Project | |
| Comments | |
| Prepared by | |

Ordering Information

| | Item Number | Ordering Abbreviation | Base | Incandescent Wattage | Nominal Wattage | Initial Lumens | Color Temp. | CRI | Avg. Rated Life (hrs.) | Pkg. |
|-------------------------|-------------|----------------------------------|------------|----------------------|-----------------|----------------|-------------|-----|------------------------|-------------|
| Micro-Mini Twist | 29160 | CF5EL/MICRO/827/RP | Medium | 25 | 5 | 300 | 2700K | 82 | 12,000 | 1/SKU,6/CS |
| | 26944 | CF10EL/MICRO/827/RP3 18/CS 3/SKU | Medium | 40 | 10 | 600 | 2700K | 82 | 10,000 | 3/SKU,18/CS |
| | 29401 | CF10EL/MICRO/827/RP2 | Medium | 40 | 10 | 600 | 2700K | 82 | 12,000 | 2/SKU,12/CS |
| | 26929 | CF13EL/MICRO/865/RP3 18/CS 3/SKU | Medium | 60 | 13 | 800 | 6500K | 82 | 10,000 | 3/SKU,18/CS |
| | 26943 | CF13EL/MICRO/827/RP3 | Medium | 60 | 13 | 825 | 2700K | 82 | 10,000 | 3/SKU,18/CS |
| | 26927 | CF13EL/MICRO/835/RP3 18/CS 3/SKU | Medium | 60 | 13 | 825 | 3500K | 82 | 10,000 | 3/SKU,18/CS |
| | 26936 | CF13EL/MICRO/C/865/BL2 | Candelabra | 60 | 13 | 800 | 6500K | 82 | 12,000 | 2/SKU,12/CS |
| | 29727 | CF13EL/MICRO/827/RP2 | Medium | 60 | 13 | 825 | 2700K | 82 | 12,000 | 2/SKU,12/CS |
| | 29898 | CF13EL/MICRO/830/ECO | Medium | 60 | 13 | 825 | 3000K | 82 | 12,000 | 1/SKU,6/CS |
| | 26932 | CF13EL/MICRO/C/835/BL2 | Candelabra | 60 | 13 | 825 | 3500K | 82 | 12,000 | 2/SKU,12/CS |
| | 26941 | CF13EL/MICRO/C/827/BL2 | Candelabra | 60 | 13 | 825 | 2700K | 82 | 12,000 | 2/SKU,12/CS |
| | 26942 | CF13EL/MICRO/827/15000HR/RP2 | Medium | 60 | 13 | 825 | 2700K | 82 | 15,000 | 2/SKU,12/CS |
| | 26925 | CF20EL/MICRO/827/RP3 18/CS 3/SKU | Medium | 75 | 20 | 1300 | 2700K | 82 | 10,000 | 3/SKU,18/CS |
| | 29728 | CF20EL/MICRO/827/RP2 | Medium | 75 | 20 | 1300 | 2700K | 82 | 12,000 | 2/SKU,12/CS |
| | 29899 | CF20EL/MICRO/830/ECO | Medium | 75 | 20 | 1300 | 3000K | 82 | 12,000 | 1/SKU,6/CS |
| | 26924 | CF20EL/MICRO/827/15000HR RP2 | Medium | 75 | 20 | 1300 | 2700K | 82 | 15,000 | 2/SKU,12/CS |
| | 28975 | CF23EL/MICRO/865/RP3 18/CS 3/SKU | Medium | 100 | 23 | 1450 | 6500K | 82 | 10,000 | 3/SKU,18/CS |
| | 28976 | CF23EL/MICRO/827/RP3 18/CS 3/SKU | Medium | 100 | 23 | 1600 | 2700K | 82 | 10,000 | 3/SKU,18/CS |
| | 26928 | CF23EL/MICRO/835/RP3 18/CS 3/SKU | Medium | 100 | 23 | 1630 | 3500K | 82 | 10,000 | 3/SKU,18/CS |
| | 28952 | CF23EL/MICROLED/827/HVP | Medium | 100 | 23 | 1600 | 2700K | 82 | 12,000 | 1/SKU,4/CS |
| | 29729 | CF23EL/MICRO/827/RP2 | Medium | 100 | 23 | 1640 | 2700K | 82 | 12,000 | 2/SKU,12/CS |
| | 29901 | CF23EL/MICRO/830/ECO | Medium | 100 | 23 | 1640 | 3000K | 82 | 12,000 | 1/SKU,6/CS |
| | 26906 | CF23EL/MICRO/C/827/BL2 | Candelabra | 100 | 23 | 1640 | 2700K | 82 | 12,000 | 2/SKU,24/CS |
| | 26939 | CF23EL/MICRO/827/15000HR RP2 | Medium | 100 | 23 | 1640 | 2700K | 82 | 15,000 | 2/SKU,12/CS |
| | 29026 | CF26EL/MICRO/827 6/CS | Medium | 100 | 26 | 1750 | 2700K | 82 | 12,000 | 1/SKU,6/CS |
| | 28990 | CF26EL/MICRO/830/ECO | Medium | 100 | 26 | 1750 | 3000K | 82 | 12,000 | 1/SKU, 6/CS |
| Super Mini Twist | 29707 | CF7EL/SUPER/827/RP | Medium | 25 | 7 | 375 | 2700K | 82 | 10,000 | 1/SKU,6/CS |
| | 29708 | CF11EL/SUPER/827/RP | Medium | 40 | 11 | 600 | 2700K | 82 | 10,000 | 1/SKU,6/CS |
| | 29041 | CF13EL/SUPER/827/RP3 | Medium | 60 | 13 | 875 | 2700K | 82 | 10,000 | 3/SKU,18/CS |
| | 29782 | CF13EL/SUPER/850/RP | Medium | 60 | 13 | 800 | 5000K | 82 | 10,000 | 1/SKU,6/CS |
| | 29711 | CF13EL/SUPER/865/RP | Medium | 60 | 13 | 800 | 6500K | 82 | 10,000 | 1/SKU,6/CS |
| | 29722 | CF13EL/SUPER/865/RP3 | Medium | 60 | 13 | 800 | 6500K | 82 | 10,000 | 3/SKU,18/CS |
| | 29710 | CF13EL/SUPER/827/RP | Medium | 60 | 13 | 875 | 2700K | 82 | 10,000 | 1/SKU,12/CS |
| | 29693 | CF19EL/SUPER/827/RP | Medium | 75 | 19 | 1250 | 2700K | 82 | 10,000 | 1/SKU,12/CS |
| | 29726 | CF19EL/SUPER/827/RP | Medium | 75 | 19 | 1250 | 2700K | 82 | 10,000 | 3/SKU,18/CS |
| | 29674 | CF23EL/SUPER/865/RP | Medium | 100 | 23 | 1500 | 6500K | 82 | 10,000 | 1/SKU,6/CS |
| | 29721 | CF23EL/SUPER/865/RP3 | Medium | 100 | 23 | 1500 | 6500K | 82 | 10,000 | 3/SKU,18/CS |
| | 29712 | CF23EL/SUPER/827/RP | Medium | 100 | 23 | 1600 | 2700K | 82 | 10,000 | 1/SKU,12/CS |
| | 29694 | CF23EL/SUPER/827/RP3 | Medium | 100 | 23 | 1600 | 2700K | 82 | 10,000 | 3/SKU,18/CS |
| | 29699 | CF23EL/SUPER/850/RP | Medium | 100 | 23 | 1600 | 5000K | 82 | 10,000 | 1/SKU,6/CS |

Ordering Information (continued)

| | Item Number | Ordering Abbreviation | Base | Incan descent Wattage | Nominal Wattage | Initial Lumens | Color Temp. | CRI | Avg. Rated Life (hrs.) | Pkg. | |
|-----------------------|--------------|---------------------------|-------------------------------------|-----------------------|-----------------|----------------|-------------|-------|------------------------|--------------|------------|
| Mini Twist | 29379 | CF7EL/MINI/830 | Medium | 25 | 7 | 375 | 3000K | 82 | 8,000 | 1/SKU,6/CS | |
| | 29378 | CF11EL/MINI/830 | Medium | 40 | 11 | 600 | 3000K | 82 | 8,000 | 1/SKU,6/CS | |
| | 29376 | CF13EL/MINI/830 | Medium | 60 | 13 | 875 | 3000K | 82 | 8,000 | 1/SKU,6/CS | |
| | 29781 | CF13EL/MINI/835/DAY/RP | Medium | 60 | 13 | 875 | 3500K | 82 | 8,000 | 1/SKU,6/CS | |
| | 29567 | CF13EL/MINI/841 | Medium | 60 | 13 | 800 | 4100K | 82 | 10,000 | 1/SKU,6/CS | |
| | 29149 | CF13EL/MINI/827/CVP 12/CS | Medium | 60 | 13 | 875 | 2700K | 82 | 10,000 | 12/SKU,12/CS | |
| | 29120 | CF13EL/MINI/827/CVP 6/CS | Medium | 60 | 13 | 875 | 2700K | 82 | 10,000 | 6/SKU,6/CS | |
| | 29780 | CF13EL/MINI/835/DAY/RP3 | Medium | 60 | 13 | 875 | 3500K | 82 | 10,000 | 3/SKU,18/CS | |
| | 29396 | CF19EL/MINI/830 | Medium | 75 | 19 | 1200 | 3000K | 82 | 8,000 | 1/SKU,6/CS | |
| | 29614 | CF23EL/MINI/827/CVP | Medium | 100 | 23 | 1600 | 2700K | 82 | 8,000 | 12/SKU,12/CS | |
| | 29397 | CF23EL/MINI/830 | Medium | 100 | 23 | 1600 | 3000K | 82 | 8,000 | 1/SKU,6/CS | |
| | 29784 | CF23EL/MINI/835/DAY/RP | Medium | 100 | 23 | 1600 | 3500K | 82 | 8,000 | 1/SKU,6/CS | |
| | 29564 | CF23EL/MINI/841 | Medium | 100 | 23 | 1600 | 4100K | 82 | 10,000 | 1/SKU,6/CS | |
| | Twist | 28957 | CF13EL/GU24/827/BL | GU24 | 60 | 13 | 800 | 2700K | 82 | 8,000 | 1/SKU,5/CS |
| | | 28946 | CF23EL/TWIST/827/DIMBASE 4/CS 1/SKU | Medium | 100 | 23 | 1500 | 2700K | 82 | 8,000 | 1/SKU,4/CS |
| 29947 | | CF23EL/GU24/827/BL | GU24 | 100 | 23 | 1600 | 2700K | 82 | 8,000 | 1/SKU,5/CS | |
| 29793 | | CF30EL/TWIST/835/DAY/RP | Medium | 125 | 30 | 1845 | 3500K | 82 | 10,000 | 1/SKU,6/CS | |
| 29395 | | CF30EL/TWIST/830 | Medium | 125 | 30 | 2000 | 3000K | 82 | 10,000 | 1/SKU,6/CS | |
| 29792 | | CF30EL/TWIST/827/RP | Medium | 125 | 30 | 2000 | 2700K | 82 | 10,000 | 1/SKU,6/CS | |
| 29786 | | CF40EL/TWIST/827/RP | Medium | 150 | 40 | 2600 | 2700K | 82 | 10,000 | 1/SKU,6/CS | |
| 29508 | | CF65EL/TWIST/841 | Medium | 200 | 65 | 4200 | 4100K | 82 | 8,000 | 1/SKU,6/CS | |
| Dimmable Twist | | 29454 | CF14EL/TWIST/827/DIM/BL | Medium | 60 | 14 | 800 | 2700K | 82 | 8,000 | 1/SKU,6/CS |
| | 29453 | CF24EL/TWIST/827/DIM/BL | Medium | 100 | 24 | 1500 | 2700K | 82 | 8,000 | 1/SKU,6/CS | |
| 3-Way Twist | 26933 | CF33EL/3WAY/865/BL | Medium | 50 | 12 | 540 | 6500K | 82 | 10,000 | 1/SKU,4/CS | |
| | | | | 100 | 22 | 1080 | 6500K | 82 | 10,000 | | |
| | | | | 150 | 33 | 1935 | 6500K | 82 | 10,000 | | |
| | 29747 | CF33EL/3WAY/827 | Medium | 50 | 12 | 600 | 2700K | 82 | 10,000 | 1/SKU,6/CS | |
| | | | | 100 | 22 | 1200 | 2700K | 82 | 10,000 | | |
| | | | | 150 | 33 | 2150 | 2700K | 82 | 10,000 | | |
| | 26930 | CF33EL/3WAY/835/BL | Medium | 50 | 12 | 600 | 3500K | 82 | 10,000 | 1/SKU,4/CS | |
| | | | | 100 | 22 | 1200 | 3500K | 82 | 10,000 | | |
| | | | | 150 | 33 | 2150 | 3500K | 82 | 10,000 | | |
| | 29913 | CF33EL/3WAY/830/RP | Medium | 50 | 12 | 600 | 3000K | 82 | 10,000 | 1/SKU,6/CS | |
| | | | | 100 | 22 | 1200 | 3000K | 82 | 10,000 | | |
| | | | | 150 | 33 | 2150 | 3000K | 82 | 10,000 | | |
| | 27714 | CF40EL/3WAY/827/RP | Medium | 50 | 20 | 1000 | 2700K | 82 | 8,000 | 1/SKU,4/CS | |
| | | | | 100 | 30 | 2050 | 2700K | 82 | 8,000 | | |
| | | | | 150 | 40 | 2650 | 2700K | 82 | 8,000 | | |

Operating temperature range of all DULUX EL lamps is 0° to 100°F.

Ordering Guide

| CF | 13 | EL | / | MICRO | / | C | / | 830 | / | RP2 |
|---------------------|-------------------|--------------------|---|---|---|---|---|--|---|--|
| Compact Fluorescent | Wattage: 13 watts | Electronic Ballast | | Bulb Type Micro-Mini, Super Mini, Mini Twist, Twist, Micro LED | | C = Candelabra Base GU24 = GU24 Base | | 8 = 82 CRI 27 = 2700K 30 = 3000K 41 = 4100K 50 = 5000K | | RP = Retail Pack HVP = High Visibility Pack 2 = 2 per pack |

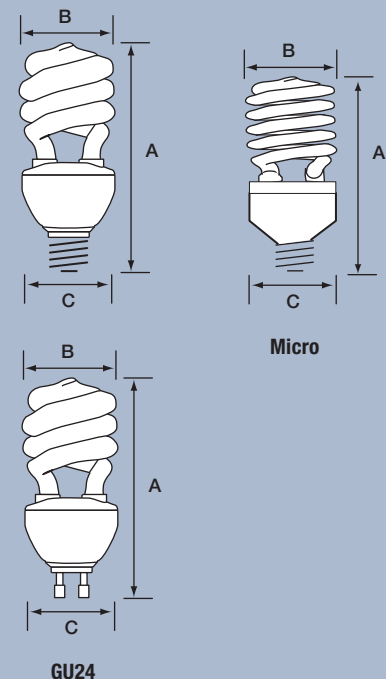
Lamp Comparison

| DULUX® EL | Compact Fluorescent Lumens | Compact Fluorescent Life | Similar Incandescent | Incandescent Lumens | Incandescent Life | Watts Saved | Energy ¹ Savings | CFL Life vs. Incandescent |
|-------------------|----------------------------|--------------------------|----------------------|---------------------|-------------------|-------------|-----------------------------|---------------------------|
| CF5EL/MICRO | 300 | 12,000 | 25A/W | 270 | 1000 | 20 | \$26 | 12 x |
| CF10EL/MICRO | 600 | 12,000 | 40A/W | 465 | 1500 | 30 | \$39 | 8 x |
| CF13EL/MICRO | 825 | 12,000 | 60A/W | 850 | 1000 | 47 | \$62 | 12 x |
| CF13EL/MICRO | 825 | 15,000 | 60A/W | 850 | 1000 | 47 | \$77 | 15 x |
| CF20EL/MICRO | 1,300 | 12,000 | 75A/W | 1,170 | 750 | 56 | \$72 | 13 x |
| CF23EL/MICRO | 1,640 | 12,000 | 100A/W | 1,690 | 750 | 77 | \$101 | 13 x |
| CF26EL/MICRO | 1,750 | 12,000 | 100A/W | 1,750 | 750 | 74 | \$97 | 13 x |
| CF13EL/SUPER | 875 | 10,000 | 60A/W | 850 | 1000 | 47 | \$51 | 10 x |
| CF19EL/SUPER | 1,250 | 10,000 | 75A/W | 1,170 | 750 | 56 | \$61 | 11 x |
| CF23EL/SUPER | 1,600 | 10,000 | 100A/W | 1,690 | 750 | 77 | \$84 | 13 x |
| CF7EL/MINI | 375 | 8,000 | 25A/W | 160 | 2500 | 18 | \$15 | 3 x |
| CF11EL/MINI | 600 | 8,000 | 40A/W | 465 | 1500 | 29 | \$25 | 5 x |
| CF13EL/MINI | 875 | 8,000 | 60A/W | 850 | 1000 | 47 | \$41 | 8 x |
| CF13EL/MINI | 875 | 10,000 | 60A/W | 850 | 1000 | 47 | \$51 | 10 x |
| CF19EL/MINI | 1,200 | 8,000 | 75A/W | 1,170 | 750 | 56 | \$49 | 11 x |
| CF19EL/MINI | 1,200 | 10,000 | 75A/W | 1,170 | 750 | 56 | \$61 | 13 x |
| CF23EL/MINI | 1,600 | 8,000 | 100A/W | 1,690 | 750 | 77 | \$67 | 11 x |
| CF23EL/MINI | 1,600 | 10,000 | 100A/W | 1,690 | 750 | 77 | \$84 | 13 x |
| CF14EL/TWIST/DIM | 800 | 8,000 | 60A/W | 850 | 1000 | 46 | \$40 | 8 x |
| CF24EL/TWIST/DIM | 1,500 | 8,000 | 75A/W | 1,170 | 750 | 51 | \$44 | 11 x |
| CF30EL/TWIST | 2,000 | 10,000 | 125A/W | 1,690 | 750 | 70 | \$104 | 8 x |
| CF40EL/TWIST | 2,600 | 10,000 | 150A/W | 2640 | 750 | 110 | \$121 | 11 x |
| CF65EL/TWIST | 4,200 | 8,000 | 250A/W | 3800 | 1000 | 185 | \$162 | 8 x |
| CF13EL/GU24/TWIST | 800 | 8,000 | 60A/W | 850 | 600 | 47 | \$41 | 8 x |
| CF23EL/GU24/TWIST | 1,600 | 8,000 | 100A/W | 1,690 | 750 | 77 | \$67 | 11 x |
| CF33EL/3WAY (12W) | 600 | 10,000 | 50A/W | 800 | 750 | 38 | \$41 | 5 x |
| CF33EL/3WAY (22W) | 1,200 | 10,000 | 100A/W | 1,690 | 750 | 78 | \$85 | 5 x |
| CF33EL/3WAY (33W) | 2,150 | 10,000 | 150A/W | 2,640 | 750 | 117 | \$128 | 5 x |
| CF40EL/3WAY (20W) | 1,000 | 8,000 | 50A/W | 850 | 600 | 27 | \$35 | 16 x |
| CF40EL/3WAY (30W) | 2,050 | 8,000 | 100A/W | 2,000 | 750 | 53 | \$79 | 16 x |
| CF40EL/3WAY (40W) | 2,650 | 8,000 | 150A/W | 2,640 | 750 | 97 | \$96 | 16 x |

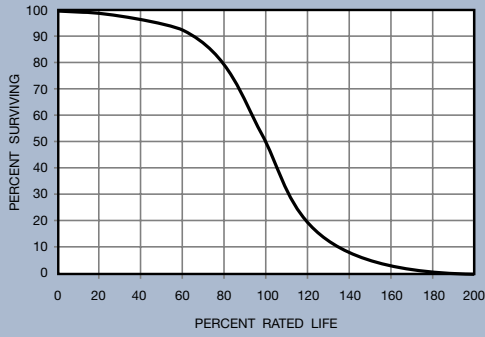
¹ Savings achieved over the average rated life of the DULUX EL lamp compared to an incandescent bulb. Based on 11¢ kWh.

Lamp Dimensions

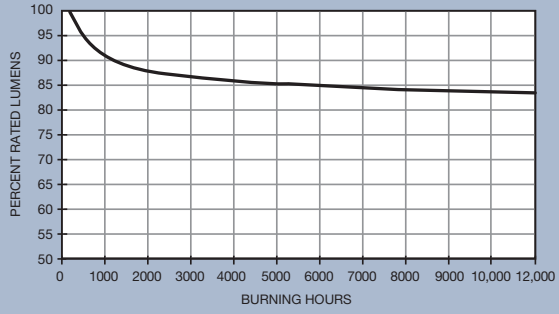
| | (A) MOL (in.) | (B) Diameter (in.) | (C) Base Width (in.) |
|--------------------------------|------------------|-----------------------|-------------------------|
| CF5EL/MICRO | 3.3 | 1.64 | 1.5 |
| CF10EL/MICRO | 3.61 | 1.53 | 1.60 |
| CF13EL/MICRO/C | 3.70 | 1.53 | 1.50 |
| CF13EL/MICRO | 3.70 | 1.53 | 1.66 |
| CF20EL/MICRO | 4.29 | 2.02 | 2.14 |
| CF23EL/MICRO & CF23EL MICROLED | 4.45 | 2.02 | 2.14 |
| CF26EL/MICRO | 4.5 | 2.1 | 2.0 |
| CF7EL/SUPER | 4.0 | 2.0 | 1.4 |
| CF11EL/SUPER | 4.2 | 1.8 | 1.6 |
| CF13EL/SUPER | 4.06 | 1.40 | 1.90 |
| CF19EL/SUPER | 4.70 | 2.40 | 1.80 |
| CF23EL/SUPER | 5.06 | 2.40 | 1.80 |
| CF7EL/MINI | 4.40 | 1.82 | 1.60 |
| CF11EL/MINI | 4.50 | 1.82 | 1.60 |
| CF13EL/MINI | 4.60 | 1.82 | 1.60 |
| CF19EL/MINI | 4.80 | 2.25 | 2.05 |
| CF23EL/MINI | 5.75 | 2.25 | 2.05 |
| CF14EL/TWIST/DIM | 4.63 | 1.75 | 1.73 |
| CF24EL/TWIST/DIM | 4.75 | 2.37 | 1.73 |
| CF30EL/TWIST | 5.13 | 2.50 | 2.17 |
| CF40EL/TWIST | 6.38 | 2.76 | 2.5 |
| CF65EL/TWIST | 7.85 | 4.12 | 2.76 |
| CF13EL/GU24/TWIST | 3.95 | 1.81 | 1.51 |
| CF23EL/GU24/TWIST | 4.36 | 2.34 | 1.80 |
| CF33EL/3WAY/TWIST | 5.28 | 2.55 | 2.50 |
| CF40EL/3WAY/TWIST | 5.5 | 2.8 | 2.5 |



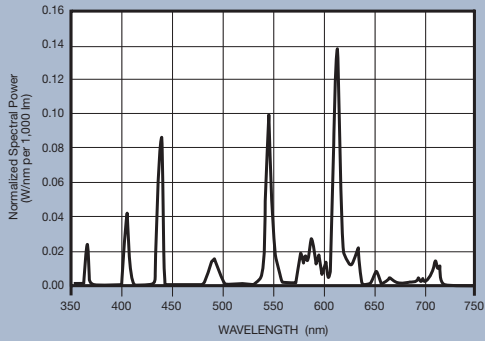
Typical Fluorescent Lamp Mortality*



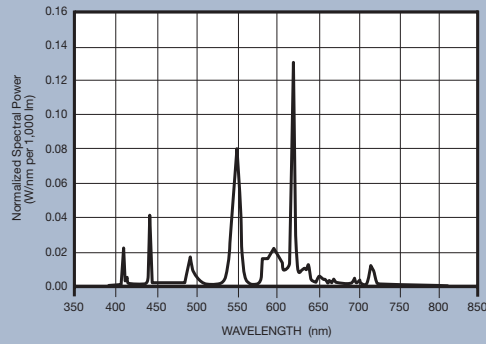
Lumen Maintenance Curve*



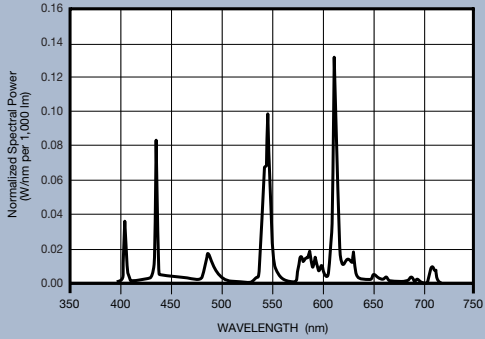
DULUX EL 2700K



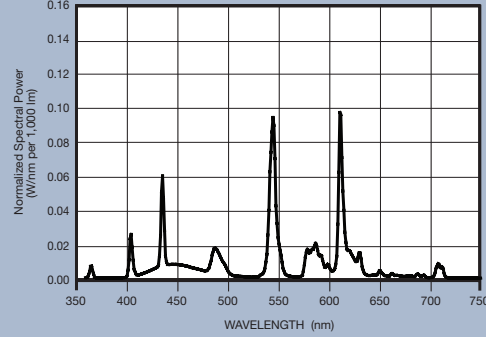
DULUX EL 3000K



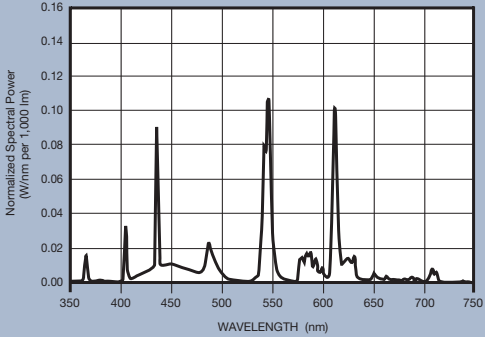
DULUX EL 3500K



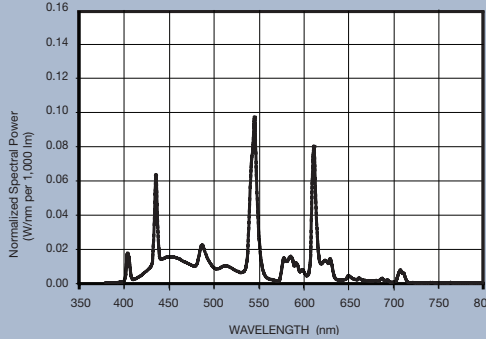
DULUX EL 4100K



DULUX EL 5000K



DULUX EL 6500K



Sample Specification

Lamps shall be a DULUX EL Micro-Mini Twist (5, 10, 13, 20, 23 or 26W). Lamp shall have a correlated color temperature of 2700K, 3000K, 3500K or 6500K and a CRI of 82. Average rated lamp life shall be 10,000, 12,000 or 15,000 hours. Lamp MOL shall not exceed 3.54" (10W), 3.70" (13W), 4.29" (20W), 4.45" (23W) and 4.5" (26W). The lamps shall be TCLP-compliant.

Lamp shall be a DULUX EL Mini Twist or Super Mini Twist (7, 11, 13, 19 or 23W). Lamp shall have a correlated color temperature of (2700K, 3000K, 3500K, 4100K, 5000K or 6500K) and a CRI of 82. Average rated lamp life shall be (8,000, 10,000, 12,000 or 15,000) hours.

Lamp shall be a DULUX EL Dimmable Twist (14 or 24 W). Lamp shall have a correlated color temperature of 2700K and a CRI of 82. Average rated life 8,000 hours.

Lamp shall be a DULUX® EL 30, 40 or 65 Watt Twist electronic compact fluorescent lamp. Lamps shall have a 2.1" (30, 40 or 65W) base diameter. Lamp shall have a correlated color temperature of (2700K, 3000K, 3500K or 4100K) and a CRI of 82. Average rated lamp life shall be (8,000 or 10,000) hours.

Lamp shall be a DULUX® EL 13 or 23 Watt Twist electronic compact fluorescent lamp with GU24 base. Lamps shall have a 3.95" (13 W) or 4.36" (23W) maximum overall length. Lamp shall have a correlated color temperature of 2700K and a CRI of 82. Average rated lamp life shall be 8,000 hours.

* Not a specification or standard. Actual results may vary.

United States

OSRAM SYLVANIA

100 Endicott Street
Danvers, MA 01923
1-800-LIGHTBULB

Trade

Phone: 800-255-5042
Fax: 800-255-5043

National Accounts

Phone: 800-562-4671
Fax: 800-562-4674

OEM/Special Markets

Phone: 800-762-7191
Fax: 800-762-7192

Retail

Phone: 800-842-7010
Fax: 800-842-7011

SYLVANIA Lighting Services

Phone: 800-323-0572
Fax: 800-537-0784

Display/Optic

Phone: 888-677-2627
Fax: 855-543-1043

Canada

OSRAM SYLVANIA LTD.

2001 Drew Road
Mississauga, ON L5S 1S4
1-800-LIGHTBULB

Trade

Phone: 800-263-2852
Fax: 800-667-6772

OEM/Special Markets/Display/Optic

Phone: 800-265-2852
Fax: 800-667-6772

Retail

Phone: 800-720-2852
Fax: 800-667-6772

SYLVANIA Lighting Services

Phone: 800-663-4268
Fax: 866-239-1278

Mexico

OSRAM MEXICO

Tultitlan/Edo de Mexico
Phone: 011-52-55-58-99-18-50

ENCELIUM Technologies

United States

Phone: 201-928-2400
Fax: 201-928-4028

Canada

Phone: 905-731-7678
Fax: 905-731-1401

www.sylvania.com

 /sylvania

 /sylvania

SYLVANIA is a registered trademark of OSRAM SYLVANIA Inc.
SEE THE WORLD IN A NEW LIGHT is a registered trademark of OSRAM SYLVANIA Inc.
DULUX is a registered trademark of OSRAM AG.
Specifications subject to change without notice.