





Shown actual size: Centurion dimmer and 1-gang wallplate in White (WH).


Product family features

- Rotary style dimmer with captive knob
- Heavy duty components for surge protection and long product life
- Visible heat sink
- Gangable without removing side sections and reducing wattage
- Voltage compensation maintains stable light levels, despite line voltage variations
- Mechanical air-gap to disconnect load power
- 100% factory tested
- Original thick profile does not fit flush against the wall; for thinner profile see Nova T☆® on pg. 25
- Coordinating 1-gang wallplate included
- Custom engraving and custom coloring available for wallplates, see pg. 164

Control types

-  Single-pole (one location)
-  3-way or 4-way (two or more locations)

Direct load type compatibility

-  Incandescent/halogen lighting

Lighting load interfaces are not compatible with this family.

Architectural matte finishes*



WH
White

BE
Beige

[Download specification submittal](#)
[Download high resolution product image](#)

*Coordinating wallplate included with Architectural matte controls.

Rotary dimmers



- Rotate or push on/off (depending on model), rotate to adjust light level
- Higher capacity loads require large controls

Rotary dimmers



- Higher capacity dimmers require larger heat sink behind wallplate
- Rotate or push on/off (depending on model), rotate to adjust light level
- Measures 4.56 in x 4.56 in
- Requires large wallplate
- Most can fit in a 1-gang electrical backbox

Incandescent/halogen dimmers (small controls)

Rotary, rotate on/off

Single-pole 120V 600W	C-600- XX ¹
Single-pole 120V 1000W	C-1000- XX ¹

Rotary, push on/off

Single-pole (small) 120V 600W	C-600P- XX ¹
Single-pole (small) 120V 1000W	C-10P- XX ¹
3-way (small) 120V 600W	C-603P- XX ¹
3-way (small) 120V 1000W	C-103P- XX ¹

Multi-gang wallplates are not available.

When ganging controls, mount single-gang wallplates side-by-side. Not gangable with other dimmer families.

Wider-than-standard electrical backboxes may be required.

For 3-way and 4-way switching, use a 3-way dimmer with mechanical switches.

Incandescent/halogen dimmers (small controls)

Rotary, rotate on/off

Single-pole 120V 1500W	C-1500- XX ¹
Single-pole 120V 2000W	C-2000- XX ¹

Multi-gang wallplates are not available.

When ganging controls, mount single-gang wallplates side-by-side. Not gangable with other dimmer families.

Wider-than-standard electrical backboxes may be required.

For 3-way and 4-way switching, use a 3-way dimmer with mechanical switches.

XX¹: Architectural matte White (WH) and Beige (BE), see pg. 45 (1-gang wallplate included)

All models must be derated if ganged, unless otherwise noted, see pg. 179.