



GE  
Lighting

## 72130 - F32T8/25WSPX41EC

GE Ecolux® Starcoat® T8

- Saves energy compared to standard wattage lamps
- Passes TCLP, which can lower disposal costs.



### GENERAL CHARACTERISTICS

Lamp Type	Linear Fluorescent - Straight Linear
Bulb	T8
Base	Medium Bi-Pin (G13)
Rated Life (NOM)	50000.0 h
Rated Life (instant start) @ Time	36000 h @ 3 h
	40000 h @ 12 h
Rated Life (rapid start) @ Time	50000.0 @ 3.0/55000.0 @ 12.0 h
Bulb Material	Soda lime
Starting Temperature (MIN)	15.0 °C
Mercury Content (NOM)	2.95 mg
Picograms of Mercury (NOM)	24.7 pg
Additional Info	TCLP compliant
Primary Application	Energy Saving

### PHOTOMETRIC CHARACTERISTICS

Initial Lumens (NOM)	2500.0
Mean Lumens (NOM)	2350.0
Nominal Initial Lumens per Watt (NOM)	100.0
Color Temperature (NOM)	4100.0 K
Color Rendering Index (CRI) (NOM)	85.0
S/P Ratio (Scotopic/Photopic Ratio) (NOM)	1.8

### ELECTRICAL CHARACTERISTICS





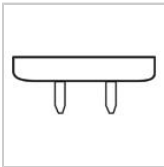

Wattage (NOM)	25.0
Open Circuit Voltage (instant start ) Min @ Temperature	550 V @ 15 °C
Cathode Resistance Ratio - Rh/Rc (MIN)	4.25
Cathode Resistance Ratio - Rh/Rc (MAX)	6.5
Current Crest Factor (MAX)	1.7

### DIMENSIONS

Maximum Overall Length (MOL) (NOM)	47.780 in(1213.6 mm)
Nominal Length (NOM)	48.000 in(1219.2 mm)
Bulb Diameter (DIA) (MIN)	0.940 in(23.9 mm)
Bulb Diameter (DIA) (MAX)	1.100 in(27.9 mm)
Bulb Diameter (DIA) (NOM)	1.000 in(25.4 mm)
Max Base Face to Base Face (A) (NOM)	47.220 in(1199.4 mm)
Face to End of Opposing Pin (B) (MIN)	47.400 in(1204.0 mm)
Face to End of Opposing Pin (B) (MAX)	47.500 in(1206.5 mm)
End of Base Pin to End of Opposite Pin End (C) (NOM)	47.670 in(1210.8 mm)

### PRODUCT INFORMATION

Product Code	72130
Description	F32T8/25WSPX41EC
Standard Package	Case
Standard Package GTIN	10043168721308
Standard Package Quantity	36
Sales Unit	Unit
No Of Items Per Sales Unit	1
No Of Items Per Standard Package	36
UPC	043168721301



## CAUTIONS & WARNINGS

### Caution

- Lamp may shatter and cause injury if broken
  - Wear safety glasses and gloves when handling lamp.
  - Do not use excessive force when installing lamp.
- Lamp may shatter and cause injury if broken
  - Wear safety glasses and gloves when handling lamp.
  - Do not use excessive force when installing lamp.

**Warning**

- Risk of Electric Shock
  - Turn power off before inspection, installation or removal.
- Risk of Electric Shock
  - Turn power off before inspection, installation or removal.

**GRAPHS & CHARTS**

**Graphs\_Spectral Power Distribution**

