
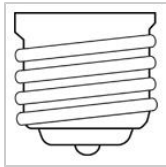
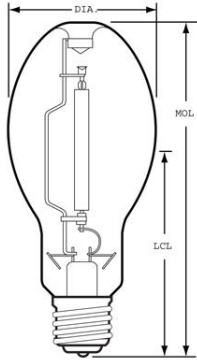




GE
Lighting

44243 - LU150/100(ED28)

GE Lucalox® High Pressure Sodium ED28



CAUTIONS & WARNINGS

Caution

- Risk of Burn
 - Allow lamp to cool before handling.
 - Do not turn on lamp until fully installed.
- Lamp may shatter and cause injury if broken
 - Dispose of lamp in a closed container.
 - Do not use excessive force when installing lamp.
 - Do not use lamp if outer glass is scratched or broken.
 - Wear safety glasses and gloves when handling lamp.

Warning

- Contains sodium – chemical burn risk
 - Avoid skin contact with broken pieces.
- Risk of Electric Shock
 - Do not use where directly exposed to water or outdoors without an enclosed fixture.
 - Turn power off before inspection, installation or removal.
- Risk of Fire
 - Keep combustible materials away from lamp.
 - Use in fixture rated for this product.
- Unexpected lamp rupture may cause injury, fire, or property damage
 - Do not exceed rated voltage.
 - Do not store flammable materials near/below lamp.
 - Do not turn on lamp until fully installed.
 - Do not use lamp if outer glass is scratched or broken.
 - Do not use where directly exposed to water or outdoors without an enclosed fixture.
 - Use only properly rated ballast.

GRAPHS & CHARTS

Graphs_Spectral Power Distribution

GENERAL CHARACTERISTICS

Lamp Type	High Intensity Discharge - High Pressure Sodium
Bulb	ED28
Base	Mogul Screw (E39)
Bulb Finish	Clear
Rated Life (MIN)	24000.0 h
Rated Life (NOM)	24000.0 h
Bulb Material	Hard glass
Lamp Enclosure Type (LET)	Open or enclosed fixtures
Mercury Content (NOM)	16.4 mg
Picograms of Mercury (NOM)	50.6 pg

PHOTOMETRIC CHARACTERISTICS

Initial Lumens (NOM)	15000.0
Mean Lumens (NOM)	13500.0
Nominal Initial Lumens per Watt (NOM)	100.0
Color Temperature (NOM)	2000.0 K
Color Rendering Index (CRI) (NOM)	22.0
Effective Arc Length (NOM)	2.0 in

ELECTRICAL CHARACTERISTICS

Wattage (NOM)	150.0
Burn Position	Universal burning position
Open Circuit Voltage (RMS lag ballast) (MIN)	198.0 V
Warm Up Time to 90% (MIN)	3.0 min
Warm Up Time to 90% (MAX)	4.0 min
Hot Restart Time to 90% (MAX)	2.0 min

DIMENSIONS

Maximum Overall Length (MOL) (NOM)	8.310 in(211.1 mm)
Nominal Length (NOM)	8.310 in(211.1 mm)
Bulb Diameter (DIA) (NOM)	3.500 in(88.9 mm)
Light Center Length (LCL) (NOM)	5.000 in(127.0 mm)

PRODUCT INFORMATION

Product Code	44243
Description	LU150/100(ED28)
ANSI Code	S56
Standard Package	Case
Standard Package GTIN	10043168442432
Standard Package Quantity	12
Sales Unit	Unit
No Of Items Per Sales Unit	1
No Of Items Per Standard Package	12
UPC	043168442435

