



| Ordering Code  | Input Voltage (VAC) | Lamp Shape | Base Type | CCT <sup>1</sup> | Initial Lumens (lm) <sup>2</sup> | Beam Angle | Wattage (W) | Lamp Efficacy (lm/W) | Rated Life (hrs) <sup>3</sup> | CBCP (cd) | CRI | Power Factor | Equivalency <sup>4</sup> | Lamp Weight lb (g) |   |
|----------------|---------------------|------------|-----------|------------------|----------------------------------|------------|-------------|----------------------|-------------------------------|-----------|-----|--------------|--------------------------|--------------------|---|
| 19P38/827SP8   | 120                 | PAR38      | E26       | 2700K            | 900                              | 8°         | 19.2        | 46.9                 | 40,000                        | 14200     | 81  | > 0.70       | 70W Halogen              | 1.09 (495)         | ● |
| 20P38/827NFL25 | 120                 | PAR38      | E26       | 2700K            | 970                              | 25°        | 20.3        | 47.8                 | 40,000                        | 3400      | 80  | > 0.70       | 75W Halogen              | 1.18 (535)         | ● |
| 20P38/827FL35  | 120                 | PAR38      | E26       | 2700K            | 970                              | 35°        | 20.3        | 47.8                 | 40,000                        | 1800      | 80  | > 0.70       | 75W Halogen              | 1.18 (535)         | ● |
| 20P38/27LSP-UP | 120                 | PAR38      | E26       | 2700K            | 1030                             | 12°        | 19.5        | 52.8                 | 40,000                        | 16500     | 84  | > 0.77       | 90W Halogen              | 1.18 (535)         | ● |
| 20P38/27LNF-UP | 120                 | PAR38      | E26       | 2700K            | 1090                             | 25°        | 20.3        | 53.7                 | 40,000                        | 4240      | 84  | > 0.77       | 90W Halogen              | 1.18 (535)         | ● |
| 20P38/27LFL-UP | 120                 | PAR38      | E26       | 2700K            | 1090                             | 35°        | 20.3        | 53.7                 | 40,000                        | 2750      | 84  | > 0.77       | 100W Halogen             | 1.18 (535)         | ● |
| 19P38/830SP8   | 120                 | PAR38      | E26       | 3000K            | 920                              | 8°         | 19.2        | 47.9                 | 40,000                        | 14350     | 81  | > 0.70       | 75W Halogen              | 1.09 (495)         | ● |
| 20P38/830NFL25 | 120                 | PAR38      | E26       | 3000K            | 1000                             | 25°        | 20.3        | 49.3                 | 40,000                        | 3500      | 80  | > 0.70       | 75W Halogen              | 1.18 (535)         | ● |
| 20P38/830FL35  | 120                 | PAR38      | E26       | 3000K            | 1000                             | 35°        | 20.3        | 49.3                 | 40,000                        | 1900      | 80  | > 0.70       | 80W Halogen              | 1.18 (535)         | ● |
| 20P38/30LSP-UP | 120                 | PAR38      | E26       | 3000K            | 1100                             | 12°        | 19.5        | 53.3                 | 40,000                        | 16600     | 80  | > 0.77       | 90W Halogen              | 1.18 (535)         | ● |
| 20P38/30LNF-UP | 120                 | PAR38      | E26       | 3000K            | 1120                             | 25°        | 20.3        | 55.2                 | 40,000                        | 4400      | 84  | > 0.77       | 90W Halogen              | 1.18 (535)         | ● |
| 20P38/30LFL-UP | 120                 | PAR38      | E26       | 3000K            | 1120                             | 35°        | 20.3        | 55.2                 | 40,000                        | 2860      | 84  | > 0.77       | 110W Halogen             | 1.18 (535)         | ● |
| 19P38/835SP8   | 120                 | PAR38      | E26       | 3500K            | 930                              | 8°         | 19.2        | 48.4                 | 40,000                        | 14500     | 82  | > 0.70       | 75W Halogen              | 1.09 (495)         | ● |
| 20P38/835NFL25 | 120                 | PAR38      | E26       | 3500K            | 1000                             | 25°        | 20.3        | 49.3                 | 40,000                        | 3500      | 85  | > 0.70       | 75W Halogen              | 1.18 (535)         | ● |
| 20P38/835FL35  | 120                 | PAR38      | E26       | 3500K            | 1000                             | 35°        | 20.3        | 49.3                 | 40,000                        | 1900      | 85  | > 0.70       | 80W Halogen              | 1.18 (535)         | ● |
| 20P38/35LNF-UP | 120                 | PAR38      | E26       | 3500K            | 1120                             | 25°        | 20.3        | 55.2                 | 40,000                        | 4400      | 84  | > 0.77       | 90W Halogen              | 1.18 (535)         | ● |
| 20P38/35LFL-UP | 120                 | PAR38      | E26       | 3500K            | 1120                             | 35°        | 20.3        | 55.2                 | 40,000                        | 2860      | 84  | > 0.77       | 110W Halogen             | 1.18 (535)         | ● |
| 19P38/840SP8   | 120                 | PAR38      | E26       | 4000K            | 940                              | 8°         | 19.2        | 49.0                 | 40,000                        | 14600     | 84  | > 0.70       | 75W Halogen              | 1.09 (495)         | ● |
| 20P38/840NFL25 | 120                 | PAR38      | E26       | 4000K            | 1000                             | 25°        | 20.3        | 49.3                 | 40,000                        | 3500      | 86  | > 0.70       | 75W Halogen              | 1.18 (535)         | ● |
| 20P38/840FL35  | 120                 | PAR38      | E26       | 4000K            | 1000                             | 35°        | 20.3        | 49.3                 | 40,000                        | 1900      | 86  | > 0.70       | 80W Halogen              | 1.18 (535)         | ● |
| 20P38/40LSP-UP | 120                 | PAR38      | E26       | 4000K            | 1150                             | 12°        | 19.5        | 59.0                 | 40,000                        | 18400     | 80  | > 0.77       | 90W Halogen              | 1.18 (535)         | ● |
| 20P38/40LNF-UP | 120                 | PAR38      | E26       | 4000K            | 1170                             | 25°        | 20.3        | 57.6                 | 40,000                        | 4600      | 85  | > 0.77       | 90W Halogen              | 1.18 (535)         | ● |
| 20P38/40LFL-UP | 120                 | PAR38      | E26       | 4000K            | 1170                             | 35°        | 20.3        | 57.6                 | 40,000                        | 2990      | 85  | > 0.77       | 110W Halogen             | 1.18 (535)         | ● |

- CCT Range complies to ANSI C78.377-2008.
- Thermally stable typical lumens (± 10%)
- Rated life is based on 70% lumen maintenance and engineering testing and probability analysis; life hours per ENERGY STAR® may vary.
- Equivalency based on the ENERGY STAR® Integral LED Lamp Center Beam Intensity Benchmark Tool.

Note: All information consistent with IESNA LM-80-08 results and IESNA LM-79-08 testing completed by a qualified third party facility. All lamps meet ENERGY STAR Integral LED Lamp requirements and will be submitted for testing. Five-year warranty based on 12 hr/day usage. Toshiba LED Lighting Systems Division reserves the right to make changes and/or improvements in designs and/or dimensions without notice or obligation.

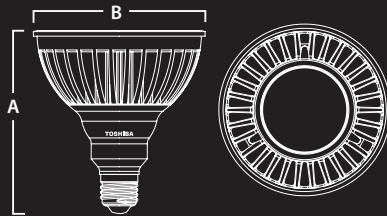


**Dimensions**

**Model PAR38**

**MOL (A) 5.03" (127.9 mm)**

**Diameter (B) 4.76" (121 mm)**



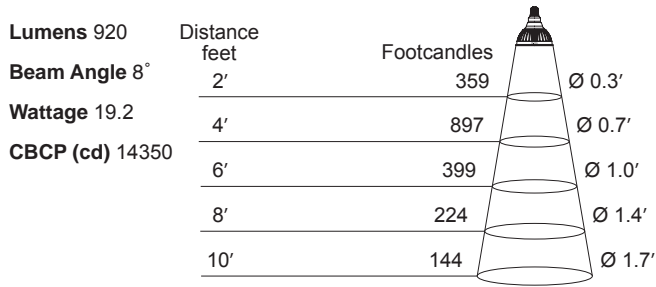
Note: Lamp shape conforms to ANSI C78.21-2003. Designed to comply with RoHS Directive 2002/95/EC.

**Energy Savings**

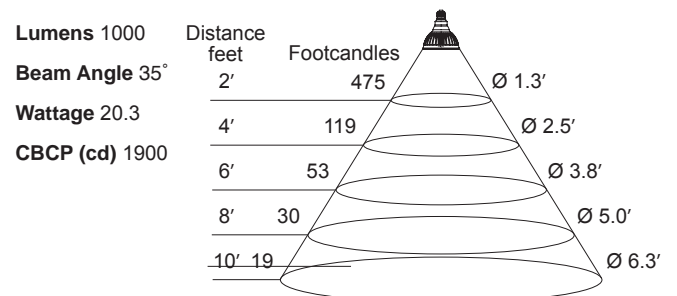
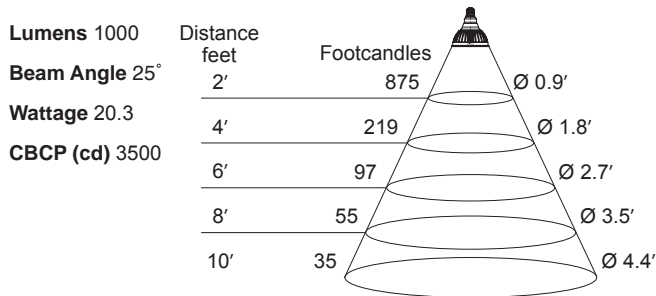
| Ordering Code  | 45W Halogen | 75W Halogen | 90W Halogen |
|----------------|-------------|-------------|-------------|
| 20P38/27LSP-UP | \$108.68    | \$240.68    | \$306.68    |
| 19P38/830SP8   | \$113.52    | \$245.52    | \$311.52    |

Note: Energy savings based on using one bulb for 40,000 hr rated life at 11¢/kWh. Does not include maintenance and replacement lamp savings.

## 19P38/830SP8



## 20P38/830NFL25 20P38/830FL35



## 20P38/30LNF-UP 20P38/30FL-UP

