

250 watt
LED/CFL models
NOW AVAILABLE

Lutron C·L® dimmers

Solve the challenges of light bulb compatibility



NEW Diva® 250W C·L dimmer



NEW Ariadni® 250W C·L dimmer

Works with:



LED

CFL



Inc.

Hal.

- **C·L technology provides superior dimming**
 - Works with dimmable LEDs and CFLs, and incandescent/halogen bulbs—**even mixed on the same circuit**
 - Helps future proof your dimmer installation as the lamp landscape changes from incandescent bulbs to LED bulbs
 - High-performance dimming minimizes problems like flicker, shimmer, and pop-on seen with other dimmers
- **Works with the largest selection of tested and UL Listed LEDs and CFLs—nearly 500 bulbs**
- **Available in 5 styles and 27 colors; 250W models in select styles**

Check out our videos:

- Why C·L?
- Easy installation



Ariadni



Skylark®



Skylark Contour®



Diva



Maestro®

































Save time and money: Lutron C·L® technology offers one reliable dimmer for all dimmable light bulbs

Lutron C·L technology means no callbacks

Only Lutron C·L dimmers alleviate the challenges of controlling today's new light bulbs

LED and CFL Dimmer Performance Comparison

	Company A	Company B	Company C	Company D	Lutron
Large list of compatible bulbs					
Large dimming range					
Minimizes flicker, shimmer, pop-on					
Ease of adjustment					
Tolerates power line noise					
Quiet — low dimmer noise					

 Poor



Superior Performance

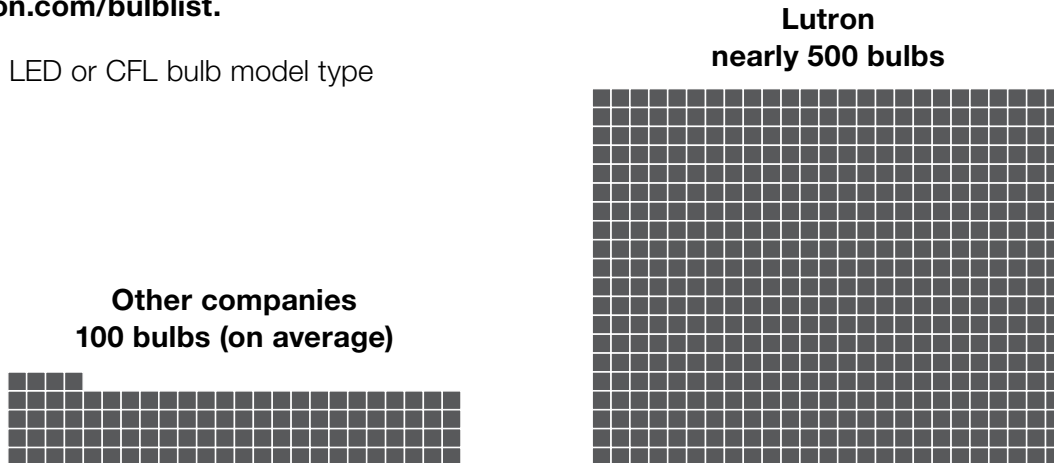
- HED™ microprocessor technology means compatibility with the broadest range of bulbs. See the compatible bulb list at www.lutron.com/bulblist.
- Offers superior light stability, easy low-end adjustment, and long-life performance (designed to last 10 years).
- Works with all temperature ratings of wires—safe for older homes and new construction.
- 250W C·L dimmers are designed to guarantee 1% dimming with Lutron 2-wire forward phase Hi-lume® A-Series LED drivers for LED fixtures, cove lighting, and under cabinet lighting.

Lutron C·L® dimmer product information

Light bulb compatibility


- UL Listed to control nearly 500 different LED and CFL light bulbs. The bulb list is available at www.lutron.com/bulblast.

■ = unique LED or CFL bulb model type



Select the right dimmer for your application


When to choose a 150W dimmer

Typical Scenario: 10 x  (12W) = 120W
Same brightness as 600W of incandescent bulbs

Typical Applications:

- Kitchen
- Dining room
- Private Office

When to choose a 250W dimmer

Typical Scenario: 10 x  (19W) = 190W
Same brightness as 1200W of incandescent bulbs

Typical Applications:

- Ballroom
- Hotel Lobby
- Restaurant

Lutron C·L dimmers available in a range of styles and colors

- All dimmers are 3-way/single pole



Ariadni®
in White

Skylark®
in Ivory

Skylark Contour®
in Gray

Diva®
in Sea Glass






Maestro®
in Terracotta

Lutron offers the largest line of colors available



Available in 27 colors: 7 gloss and 20 satin colors

Ordering information — C·L® dimmers

	Model number	Specifications
 Ariadni®	AYCL-153P-XX*	120V 3-way/single pole 150W dimmable CFL/LED, 600W incandescent/halogen
	AYCL-253P-XX*	120V 3-way/single pole 250W dimmable CFL/LED, 600W incandescent/halogen 350W Lutron Hi-lume® A-Series LED driver (max. 8 drivers)
 Skylark®	SCL-153P-XX*	120V 3-way/single pole 150W dimmable CFL/LED, 600W incandescent/halogen
 Skylark Contour®	CTCL-153P-XX*	120V 3-way/single pole 150W dimmable CFL/LED, 600W incandescent/halogen
 Diva®	DVCL-153P-XX*	120V 3-way/single pole
	DVSCCL-153P-YY*	150W dimmable CFL/LED, 600W incandescent/halogen
	DVCL-253P-XX* DVSCCL-253P-XX*	120V 3-way/single pole 250W dimmable CFL/LED, 600W incandescent/halogen 350W Lutron Hi-lume® A-Series LED driver (max. 8 drivers)
 Maestro®	MACL-153M-ZZ*	120V muti-location/3-way/single pole 150W dimmable CFL/LED, 600W incandescent/halogen

3-way dimmers work with mechanical 3-way switches

Multi-location dimmers work with up to nine companion dimmers

- * XX denotes gloss color suffix
- * YY denotes Satin Colors® Suffix
- * ZZ denotes gloss or Satin Colors suffix