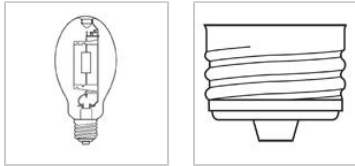



48429 - CMH250/V/PA/O

GE Protected ConstantColor® PulseArc® CMH® Ceramic Metal Halide ED28

a product of
ecomagination



CAUTIONS & WARNINGS

R- WARNING: This lamp can cause serious skin burn and eye inflammation from shortwave ultraviolet radiation if outer envelope of the lamp is broken or punctured, and the arc tube continues to operate. Do not use where people will remain for more than a few minutes unless adequate shielding or other safety precautions are used. Certain types of lamps that will automatically extinguish when the outer envelope is broken or punctured are commercially available. Visit the FDA website for more information: <http://www.fda.gov/cdrh/radhealth/products/urburns.html>

Caution

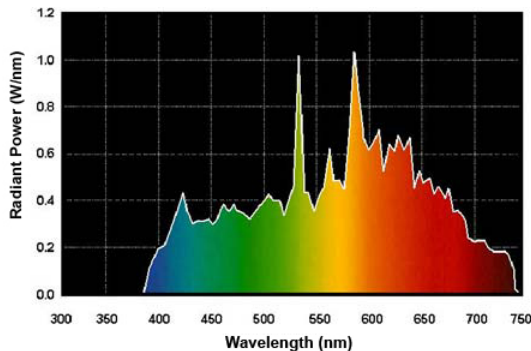
- Lamp may shatter and cause injury if broken
 - Dispose of lamp in a closed container.
 - Do not use excessive force when installing lamp.
 - Do not use lamp if outer glass is scratched or broken.

Warning

- A damaged lamp emits UV radiation which may cause eye/skin injury
 - Turn power off if glass bulb is broken. Remove and dispose of lamp.
- Risk of Burn
 - Allow lamp to cool before handling.
 - Do not turn on lamp until fully installed.
- Risk of Electric Shock
 - Do not use where directly exposed to water or outdoors without an enclosed fixture.
 - Turn power off before inspection, installation or removal.
- Risk of Fire
 - Keep combustible materials away from lamp.
 - Use in fixture rated for this product.
- Unexpected lamp rupture may cause injury, fire, or property damage
 - Do not exceed rated voltage.
 - Do not store flammable materials near/below lamp.
 - Do not turn on lamp until fully installed.
 - Do not use beyond rated life.
 - Do not use lamp if outer glass is scratched or broken.
 - Do not use where directly exposed to water or outdoors without an enclosed fixture.
 - Operate lamp only in specified position.
 - Use only properly rated ballast.

GRAPHS & CHARTS

Spectral Power Distribution



GENERAL CHARACTERISTICS

Lamp Type	High Intensity Discharge - Ceramic Metal Halide
Bulb	ED28
Base	Mogul Screw (EX39)
Bulb Finish	Clear
Wattage	250
Rated Life	20000 hrs
Bulb Material	Hard glass
Lamp Enclosure Type (LET)	Open or enclosed fixtures
Base Temperature	210 °C
Bulb Temperature	
LEED-EB MR Credit	54 picograms Hg per mean lumen hour

PHOTOMETRIC CHARACTERISTICS

Initial Lumens	23000
Mean Lumens	18400
Nominal Initial Lumens per Watt	92
Color Temperature	4100 K
Color Rendering Index (CRI)	90
Effective Arc Length	0.63 in

ELECTRICAL CHARACTERISTICS

Burn Position	Vertical base up +/- 15° or vertical base down +/- 15°
Warm Up Time to 90%	3 min
Warm Up Time to 90% (MAX)	3 min
Hot Restart Time to 90%	20 min
Hot Restart Time to 90% (MAX)	20 min

DIMENSIONS

Maximum Overall Length (MOL)	8.3100 in(211.1 mm)
Nominal Length	8.070 in(205.0 mm)
Bulb Diameter (DIA)	3.500 in(88.9 mm)
Bulb Diameter (DIA) (MAX)	3.500 in(88.9 mm)
Light Center Length (LCL)	5.000 in(127.0 mm)

PRODUCT INFORMATION

Product Code	48429
Description	CMH250/V/PA/O
ANSI Code	No CMH250 ANSI code
Standard Package	Case
Standard Package GTIN	10043168484296
Standard Package Quantity	12
Sales Unit	Unit
No Of Items Per Sales Unit	1
No Of Items Per Standard Package	12
UPC	043168484299