



Commercial Products &amp; Solutions

 [SITE SEARCH](#)
[HOME](#)[PRODUCTS](#)[EDUCATION / RESOURCES](#)[LIGHTING APPLICATIONS](#)
[Where to Buy](#) | [FAQs](#) | [Contact Us](#) | [EliteNet](#)
[Products](#) > [High Intensity Discharge](#) > [Indoor Spotlight](#) > 71490
**71490 – CMH39MR16/930WFL**

GE ConstantColor® PulseArc® CMH® Ceramic Metal Halide MR16

[Print this Page](#)
[Convert to PDF](#)

RoHs Compliant

High Color Rendering

**GENERAL CHARACTERISTICS**

Lamp type	High Intensity Discharge - Ceramic Metal Halide
Bulb	MR16
Base	GX10
Wattage	39
Rated Life	10000 hrs
Lamp Enclosure Type (LET)	Open or enclosed fixtures
Base Temperature (MAX)	300
Bulb Temperature (MAX)	300
LEED-EB MR Credit	186 picograms Hg per mean lumen hour
Additional Info	UV control
Primary Application	Indoor Spotlight

**PHOTOMETRIC CHARACTERISTICS**

Initial Lumens	2200
Nominal Initial Lumens per Watt	56
Beam Spread	40 °
Center Beam Candlepower (CBCP)	3000
Color Temperature	3000 K
Color Rendering Index (CRI)	90

**ELECTRICAL CHARACTERISTICS**

Burn Position	Universal burning position
Open Circuit Voltage (peak lead ballast) (MIN)	95 V
Warm Up Time to 90%	3 min
Hot Restart Time to 90%	6.500 min

**DIMENSIONS**

Maximum Overall Length (MOL)	2.2800
Bulb Diameter (DIA) (MAX)	1.990

**PRODUCT INFORMATION**

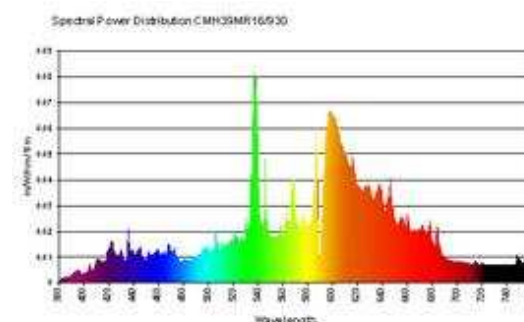
Product Code	71490
--------------	-------



Bulb

[View Larger](#)**ADDITIONAL RESOURCES**[Catalogs](#)[Testimonials](#)[Sell Sheets](#)

- [GE ConstantColor™ CMH Precise™ MR16, 20 & 35W Data Sheet](#)
- [ConstantColor® CMH MR16 Sell Sheet](#)

[IES/Photometric Download](#)[Disposal Policies & Recycling Information](#)**GRAPHS & CHARTS****Spectral Power Distribution****Lamp Mortality**

Description	CMH39MR16/930WFL
ANSI Code	C130/M130
Standard Package	Case
Standard Package GTIN	10043168714904
Standard Package Quantity	12
Sales Unit	Unit
No Of Items Per Sales Unit	1
No Of Items Per Standard Package	12
UPC	043168714907

**COMPATIBLE GE BALLASTS**

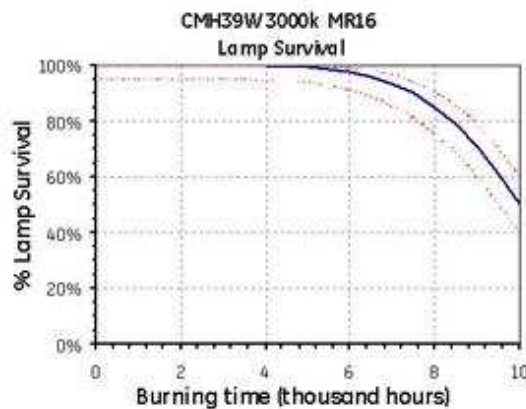
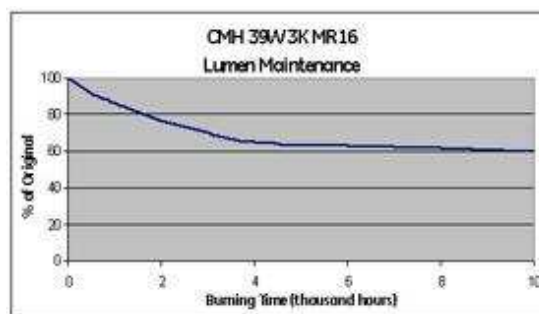
Product Code	Description	# of Bulbs	Power Factor	Ballast Factor
<a href="#">74116</a>	GEMH39-MC-120	1	0.99	1.0
<a href="#">75378</a>	GEMH39-MCM-120	1	0.99	1.0
<a href="#">87501</a>	GEMH39-MSF-120	1	0.99	1.0

**▲ CAUTIONS & WARNINGS**

[See list of cautions & warnings.](#)

**NOTES**

- Rated life based on 11 hours per start
- Use only with electronic ballast.

**Lumen Maintenance**

[Return To Top](#)

Home | Products | EliteNet | Education/Resources | Lighting Applications | Where to Buy | FAQs | Contact Us | Site Map  
 Products for Your Home | Press Room | Corporate | Careers | Investor Information | Privacy Policy | Accessibility Statement | Terms of Use

Copyright 2010 General Electric Company