



Commercial Products &amp; Solutions

 [SITE SEARCH](#)
[HOME](#)[PRODUCTS](#)[EDUCATION / RESOURCES](#)[LIGHTING APPLICATIONS](#)
[Where to Buy](#) | [FAQs](#) | [Contact Us](#) | [EliteNet](#)
[Products](#) > 97638**97638 – CMH20MR16/830WFL**

GE ConstantColor® PulseArc® CMH® Ceramic Metal Halide MR16 - Wide Flood

RoHS Compliant

[Print this Page](#)[Convert to PDF](#)**GENERAL CHARACTERISTICS**

Lamp type	High Intensity Discharge - Ceramic Metal Halide
Bulb	MR16
Base	GX10
Wattage	20
Rated Life	12000 hrs
Rated Life (Vert)	12000 hrs
Lamp Enclosure Type (LET)	Open or enclosed fixtures
LEED-EB MR Credit	183 picograms Hg per mean lumen hour
Additional Info	UV control
Primary Application	Wide Flood



Bulb

[View Larger](#)**PHOTOMETRIC CHARACTERISTICS**

Initial Lumens	1000
Initial Lumens (Hor)	1000
Initial Lumens (Vert)	1000
Nominal Initial Lumens per Watt	50
Beam Spread	40 °
Center Beam Candlepower (CBCP)	1500
Color Temperature	3000 K
Color Rendering Index (CRI)	81

**ELECTRICAL CHARACTERISTICS**

Burn Position	Universal burning position
Open Circuit Voltage (peak lead ballast) (MIN)	95 V
Warm Up Time to 90%	3 min

**DIMENSIONS**

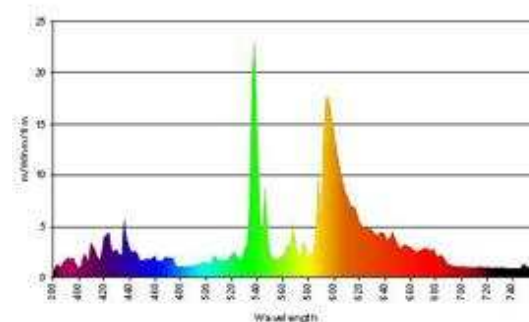
Maximum Overall Length (MOL)	2.2800
Bulb Diameter (DIA) (MAX)	1.990

**PRODUCT INFORMATION**

Product Code	97638
Description	CMH20MR16/830WFL

**ADDITIONAL RESOURCES**[Catalogs](#)[Testimonials](#)**Sell Sheets**

- [GE ConstantColor™ CMH Precise™ MR16, 20 & 35W Data Sheet](#)
- [ConstantColor® CMH MR16 Sell Sheet](#)

[IES/Photometric Download](#)[Disposal Policies & Recycling Information](#)**GRAPHS & CHARTS****Spectral Power Distribution****Lamp Mortality**

ANSI Code	C156/M156
Standard Package	Case
Standard Package GTIN	10043168976388
Standard Package Quantity	12
Sales Unit	Unit
No Of Items Per Sales Unit	1
No Of Items Per Standard Package	12
UPC	043168976381

**COMPATIBLE GE BALLASTS**

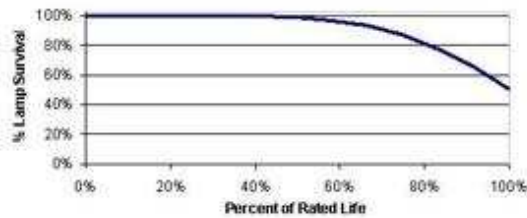
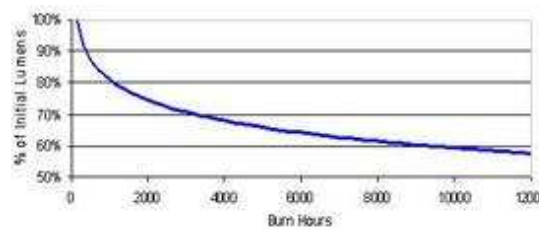
Product Code	Description	# of Bulbs	Power Factor	Ballast Factor
<a href="#">74115</a>	GEMH20-MC-120	1	0.99	1.0
<a href="#">87490</a>	GEMH20-MLF-120	1	0.56	1.0

**⚠ CAUTIONS & WARNINGS**

[See list of cautions & warnings.](#)

**NOTES**

- Rated life based on 11 hours per start
- Use only with electronic ballast.

**Lumen Maintenance**

[Return To Top](#)

Home | Products | EliteNet | Education/Resources | Lighting Applications | Where to Buy | FAQs | Contact Us | Site Map  
 Products for Your Home | Press Room | Corporate | Careers | Investor Information | Privacy Policy | Accessibility Statement | Terms of Use

Copyright 2010 General Electric Company