

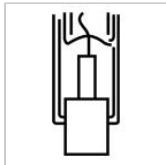
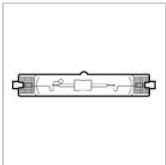
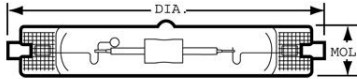


GE
Lighting

92590 - CMH150TD942RX7S

GE ConstantColor® PulseArc® CMH® Showbiz® Ceramic Metal Halide T7

RoHs Compliant



CAUTIONS & WARNINGS

R- WARNING: This lamp can cause serious skin burn and eye inflammation from shortwave ultraviolet radiation if outer envelope of the lamp is broken or punctured, and the arc tube continues to operate. Do not use where people will remain for more than a few minutes unless adequate shielding or other safety precautions are used. Certain types of lamps that will automatically extinguish when the outer envelope is broken or punctured are commercially available. Visit the FDA website for more information: <http://www.fda.gov/cdrh/radhealth/products/urburns.html>

Caution

- Lamp may shatter and cause injury if broken
 - Do not use excessive force when installing lamp.
 - Do not use lamp if outer glass is scratched or broken.

Warning

- Risk of Electric Shock
 - Do not use where directly exposed to water or outdoors without an enclosed fixture.
 - Turn power off before inspection, installation or removal.
- Unexpected lamp rupture may cause injury, fire, or property damage
 - Do not exceed rated voltage.
 - Do not turn on lamp until fully installed.
 - Do not use beyond rated life.
 - Do not use lamp if outer glass is scratched or broken.
 - Do not use where directly exposed to water or outdoors without an enclosed fixture.
 - Operate lamp only in specified position.
 - Use in enclosed fixture rated for this product.
 - Use only properly rated ballast.
- A damaged lamp emits UV radiation which may cause eye/skin injury
 - Turn power off if glass bulb is broken. Remove and dispose of lamp.
- Risk of Burn
 - Allow lamp to cool before handling.
 - Do not turn on lamp until fully installed.
- Risk of Fire
 - Keep combustible materials away from lamp.
 - Use in fixture rated for this product.

GENERAL CHARACTERISTICS

Lamp Type	High Intensity Discharge - Ceramic Metal Halide
Bulb	T7
Base	Rx7s
Wattage	150
Rated Life	15000 hrs
Bulb Material	Quartz
Lamp Enclosure Type (LET)	Enclosed fixtures only
LEED-EB MR Credit	49 picograms Hg per mean lumen hour
Additional Info	UV control

PHOTOMETRIC CHARACTERISTICS

Initial Lumens	14000
Mean Lumens	11500
Nominal Initial Lumens per Watt	93
Color Temperature	4200 K
Color Rendering Index (CRI)	93

ELECTRICAL CHARACTERISTICS

Burn Position	Horizontal to ±45 degrees
Warm Up Time to 90% (MIN)	2 min
Warm Up Time to 90% (MAX)	5 min
Hot Restart Time to 90% (MIN)	10 min
Hot Restart Time to 90% (MAX)	15 min

DIMENSIONS

Maximum Overall Length (MOL)	5.3700 in(136.4 mm)
Bulb Diameter (DIA)	0.875 in(22.2 mm)
Bulb Diameter (DIA) (MAX)	0.875 in(22.2 mm)
Light Center Length (LCL)	2.620 in(66.5 mm)

PRODUCT INFORMATION

Product Code	92590
Description	CMH150TD942RX7S
ANSI Code	M142/M81
Standard Package	Case
Standard Package GTIN	10043168925904
Standard Package Quantity	12
Sales Unit	Unit
No Of Items Per Sales Unit	1
No Of Items Per Standard Package	12
UPC	043168925907