



## PERFORMANCE

- MR16 – Replaces 35W MR16 halogen
- GU10 – Replaces 35W GU10 halogen
- PAR16 – Replaces 40W PAR16 halogen
- PAR20 – Replaces 45W PAR20 halogen
- PAR30 – Replaces 65W PAR30 halogen
- PAR38 – Replaces 90W PAR38 halogen
- +80 CRI
- 120v @ 60Hz
- Operating temperature range between -4°F to 113°F (-20°C to 45°C)

## TYPICAL APPLICATIONS

- Recessed / Track lighting
- Property Management
- Accent / Display Lighting
- Retail / Residential
- Hospitality
- Houses of Worship
- Healthcare
- Task Lighting

## TESTS & CERTIFICATIONS

- 5 year limited warranty
- UL Listed for damp locations
- IESNA LM-79-08 Report available
- IESNA LM-63-2002 Photometric File available
- RoHS Compliant
- No mercury or UV/IR emissions

## FEATURES


- Direct replacement for halogen PAR lamps
- Dimmable to 5% for design flexibility
- Compatibility with a wide array of dimmers
- Up to 80% electricity savings compared to halogen
- Instant-On with no warm up, unlike CFLs
- Acceptable for ICAT rated downlights
- Choice of 2700K, 3000K, and 4100K
- Available in 25° and 40° beam angles

**DIMENSIONAL DRAWINGS**




All LitespanLED® PAR Lamps have been sized within ANSI form factors.


**CONE OF LIGHT**




**LEDP-8WPAR20/FL/830-DIM**



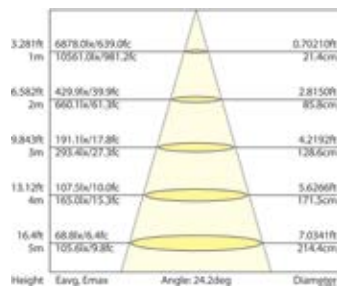
**LEDP-13WPAR30/FL/830-DIM**




**LEDP-20WPAR38/FL/830-DIM**



**LEDP-8WPAR20/NFL/830-DIM**



**LEDP-13WPAR30/NFL/830-DIM**



**LEDP-20WPAR38/NFL/830-DIM**

Note: The curves indicate the illuminated area and the average illumination when the luminaire is at different distance.



# LITESPAN<sup>®</sup> PAR LAMPS

CERTIFIED GREEN

Dimmable

	ES	Litespan Part #	Description	Lumens	CBCP (Center Beam Candle Power)	Beam Angle	Equiv. to Std. Lamp by Lumen	Equiv. to Std. Lamp by cd (CBCP)	MOL	MOD	Rated Hours
GU10	★	LEDP-6WGU10/830-DIM	6W GU10 - DIMMABLE 3000K	370	700	40°	35W GU10	35W GU10	3.11"	1.97"	35,000*
		LEDP-6WGU10/841-DIM	6W GU10 - DIMMABLE 4100K	385	700						35,000
MR16		LEDP-6WMR16/827-DIM	6W MR16 - DIMMABLE 2700K	340	650	40°	35W MR16	35W MR16	2.40"	1.97"	35,000
	★	LEDP-6WMR16/830-DIM	6W MR16 - DIMMABLE 3000K	350	660						35,000*
		LEDP-6WMR16/841-DIM	6W MR16 - DIMMABLE 4100K	365	660						35,000
PAR16	★	LEDP-6WPAR16/FL/830-DIM	6W PAR16 - DIMMABLE FL 3000K	370	700	40°	40W PAR16	60W PAR16	3.27"	1.97"	35,000*
		LEDP-6WPAR16/FL/841-DIM	6W PAR16 - DIMMABLE FL 4100K	385	730						35,000
PAR20		LEDP-8WPAR20/NFL/827-DIM	8W PAR20 - DIMMABLE NFL 2700K	365	1440	25°	45W PAR20	50W PAR20	3.42"	2.48"	35,000
	★	LEDP-8WPAR20/NFL/830-DIM	8W PAR20 - DIMMABLE NFL 3000K	380	1500						35,000*
		LEDP-8WPAR20/NFL/841-DIM	8W PAR20 - DIMMABLE NFL 4100K	395	1560						35,000
		LEDP-8WPAR20/FL/827-DIM	8W PAR20 - DIMMABLE FL 2700K	365	670	35,000					
		LEDP-8WPAR20/FL/830-DIM	8W PAR20 - DIMMABLE FL 3000K	380	700	35,000					
		LEDP-8WPAR20/FL/841-DIM	8W PAR20 - DIMMABLE FL 4100K	395	730	35,000					
PAR30SN	★	LEDP-15WPAR30SN/FL/830-DIM	15W PAR30 SHORT NECK - DIM. FL 3000K	800	1460	40°	65W PAR30	75W PAR30	3.74"	3.74"	25,000
		LEDP-15WPAR30SN/FL/841-DIM	15W PAR30 SHORT NECK - DIM. FL 4100K	800	1460						25,000
	★	LEDP-15WPAR30SN/NFL/830-DIM	15W PAR30 SHORT NECK - DIM. NFL 3000K	750	3210	25,000					
		LEDP-15WPAR30SN/NFL/841-DIM	15W PAR30 SHORT NECK - DIM. NFL 4100K	750	3210	25,000					
PAR30		LEDP-13WPAR30/NFL/827-DIM	13W PAR30 - DIMMABLE NFL 2700K	680	2910	25°	65W PAR30	75W PAR30	4.45"	3.74"	35,000
		LEDP-13WPAR30/NFL/830-DIM	13W PAR30 - DIMMABLE NFL 3000K	700	3000						35,000
		LEDP-13WPAR30/NFL/841-DIM	13W PAR30 - DIMMABLE NFL 4100K	730	3130						35,000
		LEDP-13WPAR30/FL/827-DIM	13W PAR30 - DIMMABLE FL 2700K	680	1240	40°					35,000
	★	LEDP-13WPAR30/FL/830-DIM	13W PAR30 - DIMMABLE FL 3000K	700	1280						25,000*
		LEDP-13WPAR30/FL/841-DIM	13W PAR30 - DIMMABLE FL 4100K	730	1330	35,000					
	★	LEDP-15WPAR30/NFL/830-DIM	15W PAR30 - DIMMABLE NFL 3000K	750	3210	25°					25,000
	★	LEDP-15WPAR30/FL/830-DIM	15W PAR30 - DIMMABLE FL 3000K	800	1460	40°					25,000
	LEDP-15WPAR30/FL/841-DIM	15W PAR30 - DIMMABLE FL 4100K	800	1460	25,000						
PAR38		LEDP-20WPAR38/NFL/827-DIM	20W PAR38 - DIMMABLE NFL 2700K	1150	4800	25°	90W PAR38	120W PAR38	5.00"	4.76"	35,000
		LEDP-20WPAR38/NFL/830-DIM	20W PAR38 - DIMMABLE NFL 3000K	1200	5000						35,000
		LEDP-20WPAR38/NFL/841-DIM	20W PAR38 - DIMMABLE NFL 4100K	1250	5200						35,000
		LEDP-20WPAR38/FL/827-DIM	20W PAR38 - DIMMABLE FL 2700K	1150	2200	40°					35,000
	★	LEDP-20WPAR38/FL/830-DIM	20W PAR38 - DIMMABLE FL 3000K	1200	2300						35,000*
		LEDP-20WPAR38/FL/841-DIM	20W PAR38 - DIMMABLE FL 4100K	1250	2400						35,000

★ ENERGY STAR approved

\*ENERGY STAR mandates a maximum published threshold of 25,000 hrs after 6,000 hr testing and 35,000 hrs after 7,500 hr testing

