



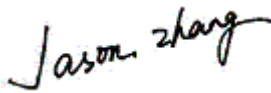

Test Report

| Customer Company & Address: | | | |
|--|-----------------|---------------------------|---------------------------|
| GREEN CREATIVE | | | |
| ADD: Room 1206-7 New Victory House, 93-103 Wing Lok Street, Central, HONG KONG | | | |
| Contact Person: | Guillaume Vidal | | |
| Telephone: | 021-62320308 | Fax/Email address: | guillaume@gc-lighting.com |

| | |
|----------------------------------|---|
| Manufacturer: | N/A |
| Country of Origin: | China |
| Country of Export: | USA, Canada |
| Product Description: | Lamp type: LED lamp Total amount of light source: 7 The manufacturer of light source: OSRAM The model number of light source: SQUARE |
| Brand Name: | GREEN CREATIVE |
| Model Number: | 7MR16G3DIM/930NF25 |
| Electrical Specification: | Rated Voltage: 12 V AC Frequency: 60 Hz Wattage: 7 W |

| Test Laboratory & Address: | | | |
|--|-----------------|-------------|-----------------|
| UL Verification Services (Guangzhou) Co., Ltd. | | | |
| ADD: Building A1, 1F & 2F, Nansha Science and Technology Innovation Center, No. 25, South Huanshi Avenue, Nansha District, Guangzhou 511458, China | | | |
| Telephone: | +86 20 28667188 | Fax: | +86 20 83486605 |

| | | | |
|----------------------------------|------------|---------------------|-------------------------|
| Receipt of Test Samples : | 2013-08-17 | Test Period: | 2013-08-22 ~ 2013-08-28 |
|----------------------------------|------------|---------------------|-------------------------|

| Tested By | Approved By |
|--|--|
|  / Jason Zhang |  / Johnson Zhao |
| Test Personnel Name & Signatory | Approval Name & Signatory |

The results reported herein have been performed in accordance with the laboratory's terms of accreditation. This report shall not be reproduced except in full without the written approval of the Laboratory. The results in this report apply to the test sample(s) mentioned above at the time of the testing period only and are not to be used to indicate applicability to other similar products. This report does not imply that the product(s) has met the criteria for certification.



Test Report

Statement of Results

| Test Flow | Test Method | Sample ID (Lab) | Sample Serial No | Pass/Fail/NA |
|-----------|-------------------------|-----------------|------------------|----------------------|
| 1. | Integrating Sphere Test | 017727-S001 | N/A | Evaluate by customer |
| 2. | Goniophotometer Test | 017727-S001 | N/A | Evaluate by customer |

Deviation from Test Method (if any)

N/A

Remark (if any)

This report shall not be used by the client to claim product endorsement by NVLAP, NIST or any agency of the US government



Test Report

Test No. 1 : Integrating Sphere Test

Environmental Conditions

Temperature: 25.2° C

Test Equipment

| Equipment ID | Equipment Name | Last Calibration Date | Calibration Due Date |
|--------------|---------------------------|-----------------------|----------------------|
| GVS-LE-PE001 | Integrating Sphere | Before Use | Before Use |
| GVS-LE-FS007 | Measurement Standard Lamp | 2013-08-15 | 2014-08-14 |

Test Sample

017727-S001

Test Method

The sample was tested according to the IES LM-79-2008. Photometric parameters were measured using an integrating sphere, a spectroradiometer and software. The ambient temperature condition inside the sphere was maintained at 25° C ± 1° C. The sample measurements were made using a spectroradiometer connected by a fiber optic cable and detector through the detector port of the integrating sphere. The sample was operated at rated voltage and was stabilized before measurement. Chromaticity coordinates, correlated color temperature and color rendering index were calculated from the spectral radiant flux measurements taken at 1 nm intervals over the range of 380 to 780 nm.

Test Results

| Test Type | Voltage (V AC) | Frequency (Hz) | Current (A) | Power (W) | Power Factor | Orientation | Operate time (Min.) | Stabilization time (Min.) |
|-----------|----------------|----------------|-------------|-----------|--------------|-------------|---------------------|---------------------------|
| Input | 12.01 | 60 | 0.643 | 7.08 | 0.916 | Base up | 60 | 50 |

| Test Type | CCT (K) | CRI (Ra) | R9 | Luminous Flux (lm) | Luminous Efficacy (lm/W) |
|-----------|---------|----------|----|--------------------|--------------------------|
| Output | 2957 | 96.2 | 98 | 432.4 | 61.1 |



Test Report

Test Condition

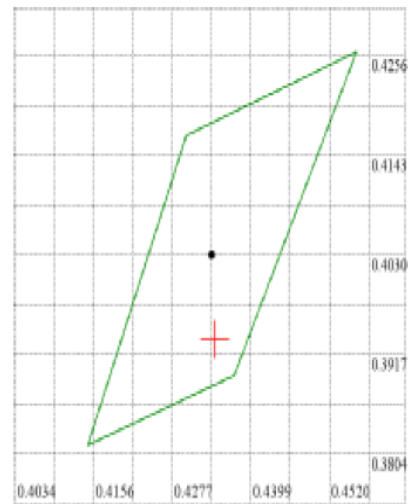
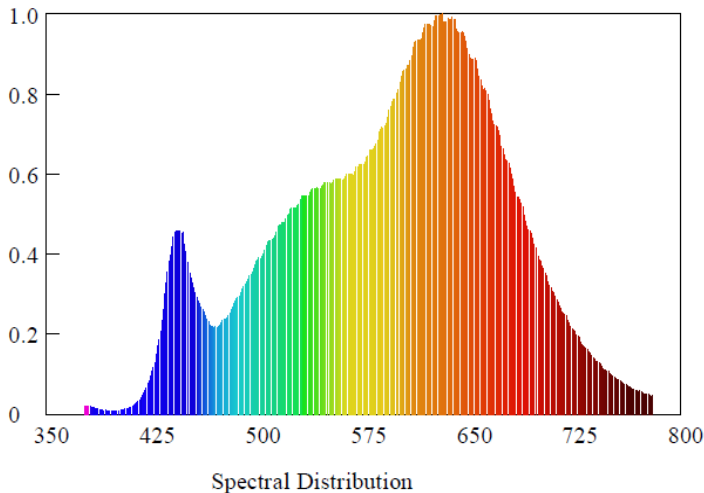
Temperature: 25.2°C

RH: ----%

Spectrum Range: 380-780 nm

Scan Step: 1 nm

Spectroradiometric Parameters



Nominal CCT:LED_3000K
x0=0.4343 y0=0.3934

Chromaticity Coordinates: x=0.4343 y=0.3934 u'=0.2535 v'=0.5167

Correlated Color Temperature: 2957 K

Dominant Wavelength: 583.0 nm(E)

Luminous Flux: 432.372 lm

Purity: 0.4866

Chromaticity Difference: -0.00395Duv

Peak Wavelength: 630.8 nm

Color Ratio: Kr=44.0% Kg=47.4% Kb=8.6%

Bandwidth: 163.7nm

Radiant Flux: 1.62 W

Rendering Index: Ra=96.2

R1=96 R2=98 R3=96 R4=93 R5=96 R6=96 R7=97 R8=98

R9=98 R10=98 R11=90 R12=97 R13=96 R14=96 R15=97



Test Report

Test No.2: Goniophotometer Test

Environmental Conditions

Temperature: 25.2 °C

Test Equipment

| Equipment ID | Equipment Name | Last Calibration Date | Calibration Due Date |
|--------------|---------------------------|-----------------------|----------------------|
| GVS-LE-GS003 | Goniophotometer | Before Use | Before Use |
| GVS-LE-FS019 | Measurement Standard Lamp | 2012-09-28 | 2013-09-27 |
| GVS-LE-CA006 | Digital Calliper | 2013-08-16 | 2014-08-15 |

Test Sample

017727-S001

Test Method

The sample was tested according to the IES LM-79-2008.
Photometric parameters were measured using a type C goniophotometer and software.
The ambient temperature shall be maintained at 25° C ± 1° C, measured at a point not more than 1 m from the sample and at the same height as the sample.
The sample was operated at rated voltage and was stabilized before measurement. Luminous flux, luminaire efficacy, zonal lumen were calculated from the software taken at 0.5° vertical intervals and 22.5° horizontal intervals.

Test Results

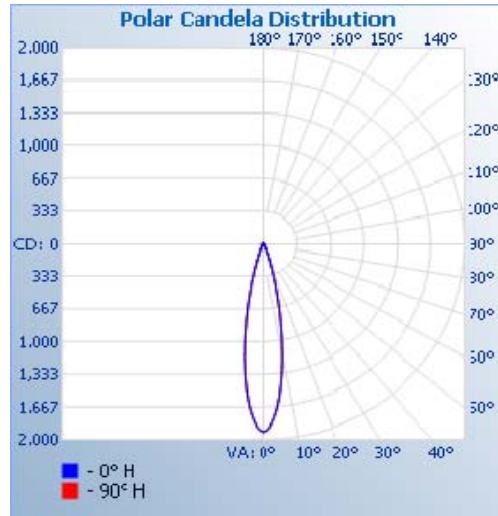
| Test Type | Voltage (V AC) | Frequency (Hz) | Current (A) | Power (W) | Power Factor | Orientation | Operate time (Min.) | Stabilization time (Min.) |
|-----------|----------------|----------------|-------------|-----------|--------------|-------------|---------------------|---------------------------|
| Input | 11.99 | 60 | 0.618 | 6.77 | 0.914 | Base up | 100 | 50 |

| Test Type | Flux (lm) | Field angle (10%) | | Beam angle (50%) | | Luminous Efficacy (lm/W) |
|-----------|-----------|-------------------|-----------------|-------------------|-----------------|--------------------------|
| | | Horizontal Spread | Vertical Spread | Horizontal Spread | Vertical Spread | |
| output | 449.5 | 44.1 | 44.1 | 22.2 | 22.2 | 66.4 |

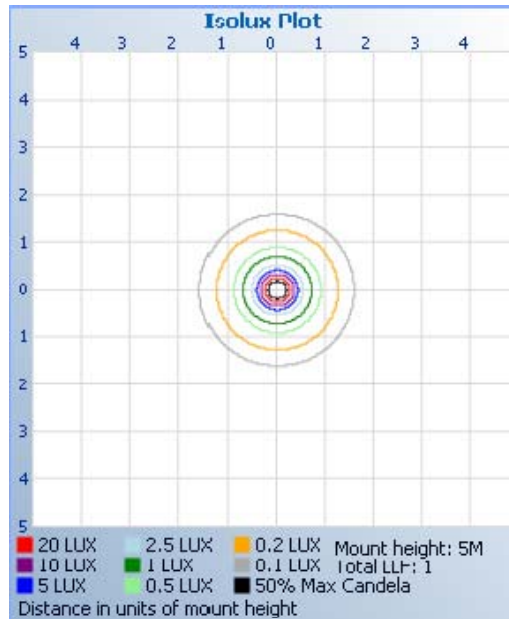


Test Report

Light Distribution Curve



Isolux Plot





NVLAP Lab Code: 200952-0

Verification Services

Project No. : 10055122-3

Report No. : 10055122-3a

Report Issued Date: 2013-09-13

Test Report

Zonal Lumen Tabulation

| Zonal Lumen Summary | | | Lumens Per Zone | | | | | |
|---------------------|--------|-------------|-----------------|--------|---------|---------|--------|---------|
| Zone | Lumens | % Luminaire | Zone | Lumens | % Total | Zone | Lumens | % Total |
| 0-30 | 357.4 | 79.5% | 0-5 | 42.6 | 9.5% | 90-95 | 0.0 | 0% |
| 0-40 | 388.2 | 86.4% | 5-10 | 96.6 | 21.5% | 95-100 | 0 | 0% |
| 0-60 | 425.4 | 94.6% | 10-15 | 93.3 | 20.7% | 100-105 | 0 | 0% |
| 60-90 | 24.1 | 5.4% | 15-20 | 62.0 | 13.8% | 105-110 | 0 | 0% |
| 70-100 | 11.2 | 2.5% | 20-25 | 37.9 | 8.4% | 110-115 | 0 | 0% |
| 90-120 | 0.0 | 0% | 25-30 | 24.9 | 5.5% | 115-120 | 0 | 0% |
| 0-90 | 449.5 | 100% | 30-35 | 17.5 | 3.9% | 120-125 | 0 | 0% |
| 90-180 | 0.0 | 0% | 35-40 | 13.3 | 3.0% | 125-130 | 0 | 0% |
| 0-180 | 449.5 | 100% | 40-45 | 11.1 | 2.5% | 130-135 | 0 | 0% |
| | | | 45-50 | 9.8 | 2.2% | 135-140 | 0 | 0% |
| | | | 50-55 | 8.7 | 1.9% | 140-145 | 0 | 0% |
| | | | 55-60 | 7.7 | 1.7% | 145-150 | 0 | 0% |
| | | | 60-65 | 6.9 | 1.5% | 150-155 | 0 | 0% |
| | | | 65-70 | 6.0 | 1.3% | 155-160 | 0.0 | 0% |
| | | | 70-75 | 5.0 | 1.1% | 160-165 | 0.0 | 0% |
| | | | 75-80 | 3.6 | 0.8% | 165-170 | 0.0 | 0% |
| | | | 80-85 | 2.1 | 0.5% | 170-175 | 0.0 | 0% |
| | | | 85-90 | 0.6 | 0.1% | 175-180 | 0.0 | 0% |



Test Report

Intensity Data(cd)

| Candela Table - Type C | | | | | | | | | | | | | | | | | |
|------------------------|------|------|------|------|------|-------|------|-------|------|-------|------|-------|------|-------|------|-------|------|
| | 0 | 22.5 | 45 | 67.5 | 90 | 112.5 | 135 | 157.5 | 180 | 202.5 | 225 | 247.5 | 270 | 292.5 | 315 | 337.5 | 360 |
| 0 | 1920 | 1920 | 1920 | 1920 | 1920 | 1920 | 1920 | 1920 | 1920 | 1920 | 1920 | 1920 | 1920 | 1920 | 1920 | 1920 | 1920 |
| 1 | 1909 | 1909 | 1909 | 1909 | 1909 | 1909 | 1909 | 1909 | 1909 | 1909 | 1909 | 1909 | 1909 | 1909 | 1909 | 1909 | 1909 |
| 2 | 1875 | 1875 | 1875 | 1875 | 1875 | 1875 | 1875 | 1875 | 1875 | 1875 | 1875 | 1875 | 1875 | 1875 | 1875 | 1875 | 1875 |
| 3 | 1817 | 1817 | 1817 | 1817 | 1817 | 1817 | 1817 | 1817 | 1817 | 1817 | 1817 | 1817 | 1817 | 1817 | 1817 | 1817 | 1817 |
| 4 | 1744 | 1744 | 1744 | 1744 | 1744 | 1744 | 1744 | 1744 | 1744 | 1744 | 1744 | 1744 | 1744 | 1744 | 1744 | 1744 | 1744 |
| 5 | 1658 | 1658 | 1658 | 1658 | 1658 | 1658 | 1658 | 1658 | 1658 | 1658 | 1658 | 1658 | 1658 | 1658 | 1658 | 1658 | 1658 |
| 6 | 1557 | 1557 | 1557 | 1557 | 1557 | 1557 | 1557 | 1557 | 1557 | 1557 | 1557 | 1557 | 1557 | 1557 | 1557 | 1557 | 1557 |
| 7 | 1446 | 1446 | 1446 | 1446 | 1446 | 1446 | 1446 | 1446 | 1446 | 1446 | 1446 | 1446 | 1446 | 1446 | 1446 | 1446 | 1446 |
| 8 | 1328 | 1328 | 1328 | 1328 | 1328 | 1328 | 1328 | 1328 | 1328 | 1328 | 1328 | 1328 | 1328 | 1328 | 1328 | 1328 | 1328 |
| 9 | 1207 | 1207 | 1207 | 1207 | 1207 | 1207 | 1207 | 1207 | 1207 | 1207 | 1207 | 1207 | 1207 | 1207 | 1207 | 1207 | 1207 |
| 10 | 1085 | 1085 | 1085 | 1085 | 1085 | 1085 | 1085 | 1085 | 1085 | 1085 | 1085 | 1085 | 1085 | 1085 | 1085 | 1085 | 1085 |
| 11 | 964 | 964 | 964 | 964 | 964 | 964 | 964 | 964 | 964 | 964 | 964 | 964 | 964 | 964 | 964 | 964 | 964 |
| 12 | 850 | 850 | 850 | 850 | 850 | 850 | 850 | 850 | 850 | 850 | 850 | 850 | 850 | 850 | 850 | 850 | 850 |
| 13 | 743 | 743 | 743 | 743 | 743 | 743 | 743 | 743 | 743 | 743 | 743 | 743 | 743 | 743 | 743 | 743 | 743 |
| 14 | 644 | 644 | 644 | 644 | 644 | 644 | 644 | 644 | 644 | 644 | 644 | 644 | 644 | 644 | 644 | 644 | 644 |
| 15 | 553 | 553 | 553 | 553 | 553 | 553 | 553 | 553 | 553 | 553 | 553 | 553 | 553 | 553 | 553 | 553 | 553 |
| 16 | 472 | 472 | 472 | 472 | 472 | 472 | 472 | 472 | 472 | 472 | 472 | 472 | 472 | 472 | 472 | 472 | 472 |
| 17 | 404 | 404 | 404 | 404 | 404 | 404 | 404 | 404 | 404 | 404 | 404 | 404 | 404 | 404 | 404 | 404 | 404 |
| 18 | 345 | 345 | 345 | 345 | 345 | 345 | 345 | 345 | 345 | 345 | 345 | 345 | 345 | 345 | 345 | 345 | 345 |
| 19 | 295 | 295 | 295 | 295 | 295 | 295 | 295 | 295 | 295 | 295 | 295 | 295 | 295 | 295 | 295 | 295 | 295 |
| 20 | 254 | 254 | 254 | 254 | 254 | 254 | 254 | 254 | 254 | 254 | 254 | 254 | 254 | 254 | 254 | 254 | 254 |
| 25 | 130 | 130 | 130 | 130 | 130 | 130 | 130 | 130 | 130 | 130 | 130 | 130 | 130 | 130 | 130 | 130 | 130 |
| 30 | 75 | 75 | 75 | 75 | 75 | 75 | 75 | 75 | 75 | 75 | 75 | 75 | 75 | 75 | 75 | 75 | 75 |
| 35 | 48 | 48 | 48 | 48 | 48 | 48 | 48 | 48 | 48 | 48 | 48 | 48 | 48 | 48 | 48 | 48 | 48 |
| 40 | 34 | 34 | 34 | 34 | 34 | 34 | 34 | 34 | 34 | 34 | 34 | 34 | 34 | 34 | 34 | 34 | 34 |
| 45 | 27 | 27 | 27 | 27 | 27 | 27 | 27 | 27 | 27 | 27 | 27 | 27 | 27 | 27 | 27 | 27 | 27 |
| 50 | 22 | 22 | 22 | 22 | 22 | 22 | 22 | 22 | 22 | 22 | 22 | 22 | 22 | 22 | 22 | 22 | 22 |
| 55 | 18 | 18 | 18 | 18 | 18 | 18 | 18 | 18 | 18 | 18 | 18 | 18 | 18 | 18 | 18 | 18 | 18 |
| 60 | 15 | 15 | 15 | 15 | 15 | 15 | 15 | 15 | 15 | 15 | 15 | 15 | 15 | 15 | 15 | 15 | 15 |
| 65 | 13 | 13 | 13 | 13 | 13 | 13 | 13 | 13 | 13 | 13 | 13 | 13 | 13 | 13 | 13 | 13 | 13 |
| 70 | 11 | 11 | 11 | 11 | 11 | 11 | 11 | 11 | 11 | 11 | 11 | 11 | 11 | 11 | 11 | 11 | 11 |
| 75 | 8 | 8 | 8 | 8 | 8 | 8 | 8 | 8 | 8 | 8 | 8 | 8 | 8 | 8 | 8 | 8 | 8 |
| 80 | 5 | 5 | 5 | 5 | 5 | 5 | 5 | 5 | 5 | 5 | 5 | 5 | 5 | 5 | 5 | 5 | 5 |
| 85 | 2 | 2 | 2 | 2 | 2 | 2 | 2 | 2 | 2 | 2 | 2 | 2 | 2 | 2 | 2 | 2 | 2 |
| 90 | 0 | 0 | 0 | 0 | 0 | 0 | 0 | 0 | 0 | 0 | 0 | 0 | 0 | 0 | 0 | 0 | 0 |
| 95 | 0 | 0 | 0 | 0 | 0 | 0 | 0 | 0 | 0 | 0 | 0 | 0 | 0 | 0 | 0 | 0 | 0 |
| 100 | 0 | 0 | 0 | 0 | 0 | 0 | 0 | 0 | 0 | 0 | 0 | 0 | 0 | 0 | 0 | 0 | 0 |
| 105 | 0 | 0 | 0 | 0 | 0 | 0 | 0 | 0 | 0 | 0 | 0 | 0 | 0 | 0 | 0 | 0 | 0 |
| 110 | 0 | 0 | 0 | 0 | 0 | 0 | 0 | 0 | 0 | 0 | 0 | 0 | 0 | 0 | 0 | 0 | 0 |
| 115 | 0 | 0 | 0 | 0 | 0 | 0 | 0 | 0 | 0 | 0 | 0 | 0 | 0 | 0 | 0 | 0 | 0 |
| 120 | 0 | 0 | 0 | 0 | 0 | 0 | 0 | 0 | 0 | 0 | 0 | 0 | 0 | 0 | 0 | 0 | 0 |
| 125 | 0 | 0 | 0 | 0 | 0 | 0 | 0 | 0 | 0 | 0 | 0 | 0 | 0 | 0 | 0 | 0 | 0 |
| 130 | 0 | 0 | 0 | 0 | 0 | 0 | 0 | 0 | 0 | 0 | 0 | 0 | 0 | 0 | 0 | 0 | 0 |
| 135 | 0 | 0 | 0 | 0 | 0 | 0 | 0 | 0 | 0 | 0 | 0 | 0 | 0 | 0 | 0 | 0 | 0 |
| 140 | 0 | 0 | 0 | 0 | 0 | 0 | 0 | 0 | 0 | 0 | 0 | 0 | 0 | 0 | 0 | 0 | 0 |
| 145 | 0 | 0 | 0 | 0 | 0 | 0 | 0 | 0 | 0 | 0 | 0 | 0 | 0 | 0 | 0 | 0 | 0 |
| 150 | 0 | 0 | 0 | 0 | 0 | 0 | 0 | 0 | 0 | 0 | 0 | 0 | 0 | 0 | 0 | 0 | 0 |
| 160 | 0 | 0 | 0 | 0 | 0 | 0 | 0 | 0 | 0 | 0 | 0 | 0 | 0 | 0 | 0 | 0 | 0 |
| 165 | 0 | 0 | 0 | 0 | 0 | 0 | 0 | 0 | 0 | 0 | 0 | 0 | 0 | 0 | 0 | 0 | 0 |
| 170 | 0 | 0 | 0 | 0 | 0 | 0 | 0 | 0 | 0 | 0 | 0 | 0 | 0 | 0 | 0 | 0 | 0 |
| 175 | 0 | 0 | 0 | 0 | 0 | 0 | 0 | 0 | 0 | 0 | 0 | 0 | 0 | 0 | 0 | 0 | 0 |
| 180 | 0 | 0 | 0 | 0 | 0 | 0 | 0 | 0 | 0 | 0 | 0 | 0 | 0 | 0 | 0 | 0 | 0 |



Test Report

Photos of sample



*******END OF TEST REPORT*******