



SPECIFICATION SHEET :
T4N4UNV012V-100K, T4N4UNV012V-100B,
T4N4UNV024V-100K, T4N4UNV024V-100B,
 This Is An Original Product From Fulham Co., Inc



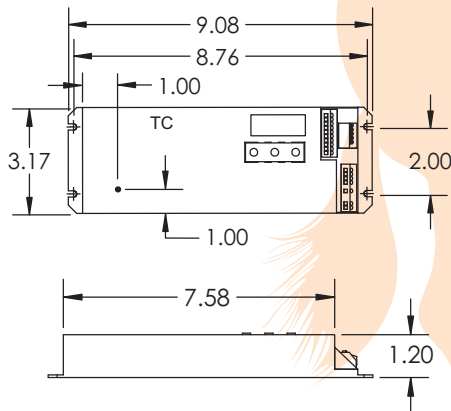
Description : 100W LED Power Supply with integrated DMX-RDM and DALI control. Up to 4 DALI or or DMX channels available. Wide range input of 120-277V. Four, constant voltage, independent output channels.

This Driver Will Operate Following LED Modules:
Any LED module designed to accept constant voltage input up for rated driver output (e.g. 12V or 24V)

ELECTRICAL DATA

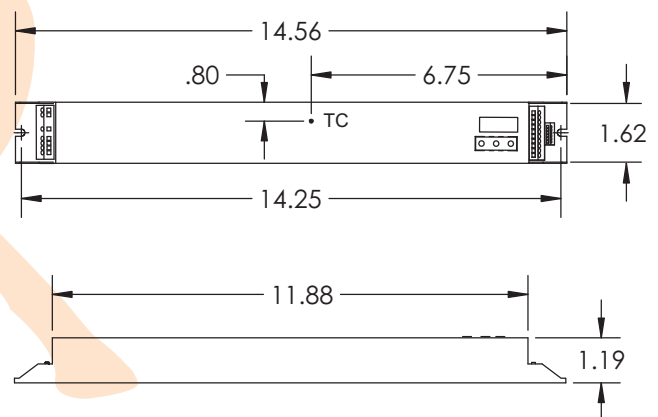
INPUT VOLTAGE	120-277V \pm 10%, 50/60Hz	
INPUT CURRENT (MAX)	1.05A @ 120V, 0.5A @ 230V, 0.45A @ 277V	
POWER FACTOR	>0.99 @ 120V, >0.98 @ 230V, >0.94 @ 277V	
THD	<10% @ Max load	
EFFICIENCY	89% @ Max load	
SURGE PROTECTION	3kV(L-N), 4kV (L/N-GRD)	
CONSTANT CURRENT, VOLTAGE OR POWER	Constant Voltage	
OUTPUT CURRENT (CLASS 2)	1.25A/channel	1.05A/channel
OUTPUT CURRENT (NON-CLASS 2)	2.08A/channel	-
OUTPUT VOLTAGE	12V	24V
OUTPUT SHORT CIRCUIT PROTECTION	YES	
OUTPUT OPEN CIRCUIT PROTECTION	YES	
OUTPUT TO GROUND SHORT PROTECTION	YES	
OVER LOAD PROTECTION	YES	
THERMAL PROTECTION LIMIT	110°C (-100B), 120°C(-110K)	
DIMMING CONTROLLER TYPE	DALI and DMX512A-RDM	
NUMBER OF CONTROL CHANNELS	4	
EMI	FCC Class B, EN55015, EN 55022	
MAX. CASE HOT SPOT TEMPERATURE	85°C	
MIN. OPERATING TEMPERATURE	-20°C	
MAX. OPERATING AMBIENT TEMPERATURE	50°C	

MECHANICAL DATA - B



Where : L = Length, W = Width, H = Height

MECHANICAL DATA - K

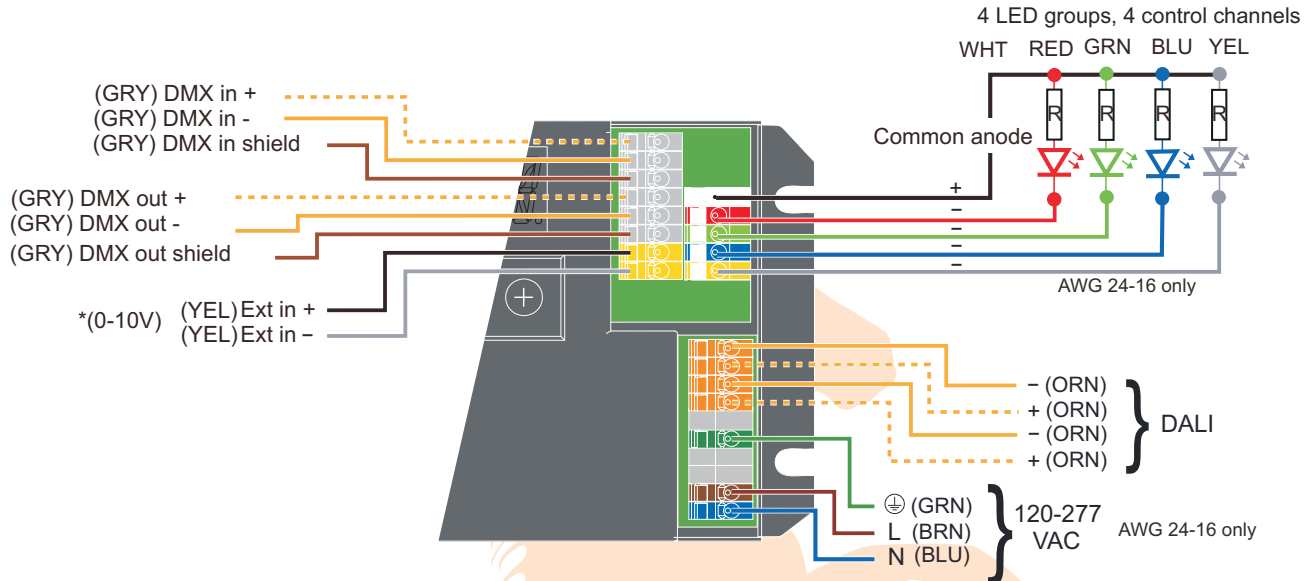


Fulham extends a limited warranty only to the original purchaser or to the first user for a period of 5 years from the date of manufacture when properly installed and operated under normal conditions of use. For complete terms and conditions, please reference the Fulham product catalog (www.fulham.com)
Due to a program of continuous improvement, Fulham reserves the right to make modifications or variations in design or construction to the equipment described.



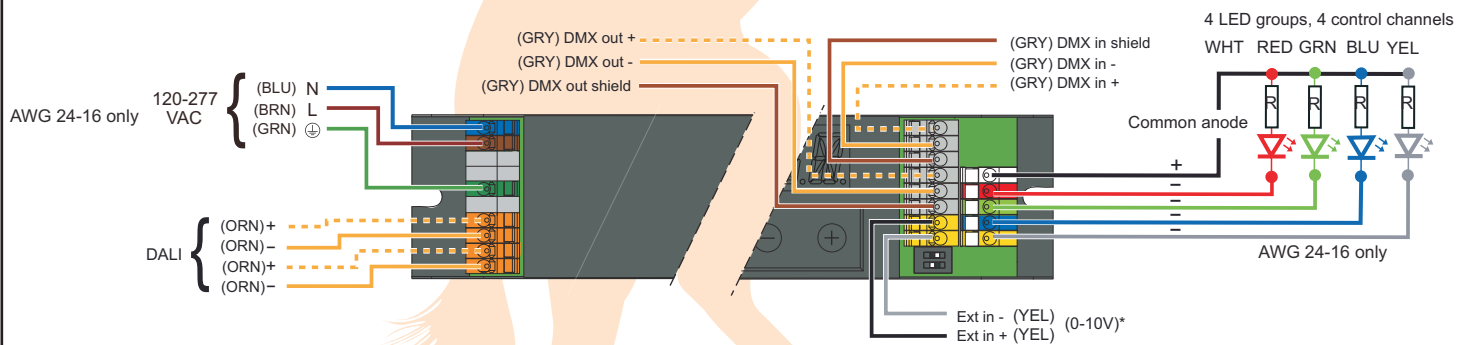
SPECIFICATION SHEET :
T4N4UNV012V-100B, T4N4UNV024V-100B,
T4N4UNV012V-100K, T4N4UNV024V-100K,
This Is An Original Product From Fulham Co., Inc

WIRING DIAGRAM - B



* Current source devices only (ESTA E1.3)

WIRING DIAGRAM - K



* Current source devices only (ESTA E1.3)

Fulham extends a limited warranty only to the original purchaser or to the first user for a period of 5 years from the date of manufacture when properly installed and operated under normal conditions of use. For complete terms and conditions, please reference the Fulham product catalog (www.fulham.com)
Due to a program of continuous improvement, Fulham reserves the right to make modifications or variations in design or construction to the equipment described.