



SPECIFICATION SHEET :
T1M4UNV0350-100L, T1M4UNV0350-100C,
T1M4UNV0700-100L, T1M4UNV0700-100C,
T1M4UNV1000-100L, T1M4UNV1000-100C

This Is An Original Product From Fulham Co., Inc

Description : 100W LED Power Supply with 0-10V dimming controls. Wide range input of 120-277V. Four, constant current, independent output channels.

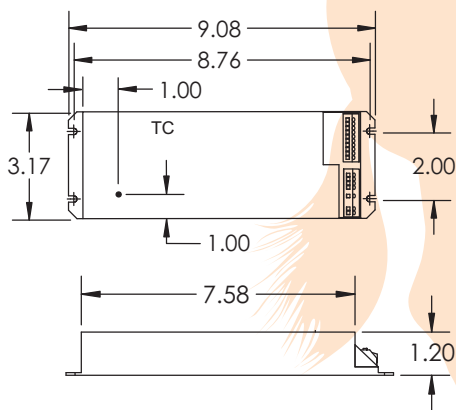
This Driver Will Operate Following LED Modules:

Any LED module designed to accept constant current input up to the rated driver output (e.g. 350, 700 or 1000mA) and a voltage of <57V

ELECTRICAL DATA

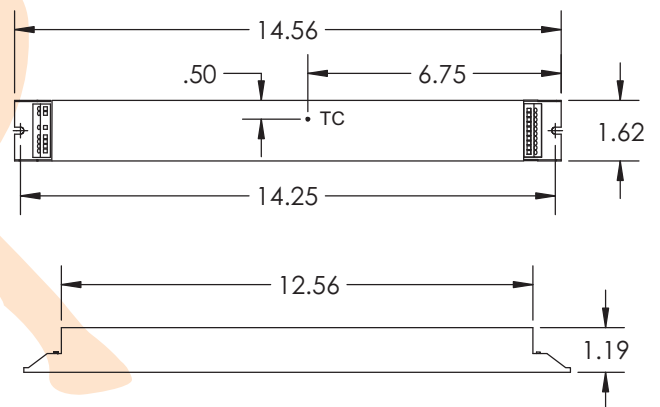
INPUT VOLTAGE	120-277V ± 10%, 50/60Hz
INPUT CURRENT (MAX)	1.0A @ 120V, 0.5A @ 230V, 0.45A @ 277V
POWER FACTOR	>0.99 @ 120V, >0.98 @ 230V, >0.94 @ 277V
THD	<10% @ Max load)
EFFICIENCY	89% @ Max load
SURGE PROTECTION	3kV(L-N), 4kV (L/N-GRD)
CONSTANT CURRENT, VOLTAGE OR POWER	Constant Current
OUTPUT CURRENT	350, 700, or 1000mA
OUTPUT VOLTAGE	60V (max.)
MINIMUM LOAD PER CHANNEL	2W
OUTPUT SHORT CIRCUIT PROTECTION	YES
OUTPUT OPEN CIRCUIT PROTECTION	YES
OUTPUT TO GROUND SHORT PROTECTION	YES
OVER LOAD PROTECTION	YES
THERMAL PROTECTION LIMIT	110°C
DIMMING CONTROLLER TYPE	0-10V (IEC60929, ANNEX E and ESTA 1.3)
DIMMING CURVE	LOGARITHMIC
NUMBER OF CONTROL CHANNELS	1
EMI	FCC Class B, EN55015, EN 55022
MAX. CASE HOT SPOT TEMPERATURE	85°C (-100L), 83°C (-100C)
MIN. STARTING TEMPERATURE	-20°C
MAX. POSSIBLE AMBIENT TEMPERATURE	50°C
APPROVALS/CLASS	cURus (UL8750), Class 2 (URus only), Damp Location, CE, VDE/ENEC (120-250V input only), cUL non class2

MECHANICAL DATA - C



Where : L = Length, W = Width, H = Height

MECHANICAL DATA - L



Where : L = Length, W = Width, H = Height

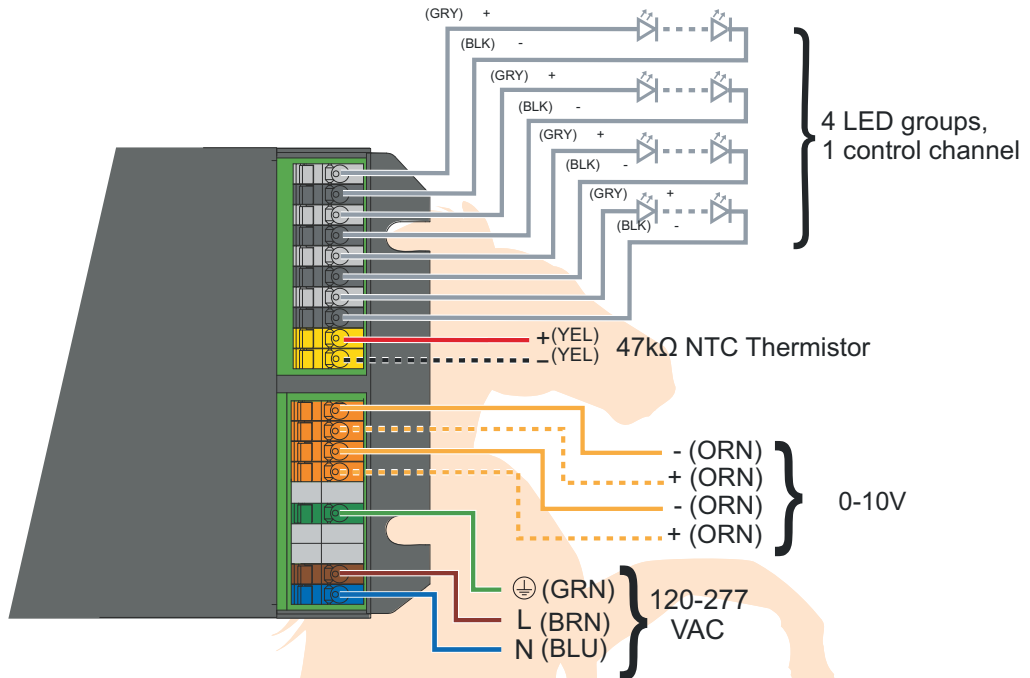
Fulham extends a limited warranty only to the original purchaser or to the first user for a period of 5 years from the date of manufacture when properly installed and operated under normal conditions of use. For complete terms and conditions, please reference the Fulham product catalog (www.fulham.com)
Due to a program of continuous improvement, Fulham reserves the right to make modifications or variations in design or construction to the equipment described.



SPECIFICATION SHEET :
T1M4UNV0350-100L, T1M4UNV0350-100C,
T1M4UNV0700-100L, T1M4UNV0700-100C,
T1M4UNV1000-100L, T1M4UNV1000-100C

This Is An Original Product From Fulham Co., Inc

WIRING DIAGRAM - C



AWG 20-16 only

WIRING DIAGRAM - L



AWG 20-16 only

Fulham extends a limited warranty only to the original purchaser or to the first user for a period of 5 years from the date of manufacture when properly installed and operated under normal conditions of use. For complete terms and conditions, please reference the Fulham product catalog (www.fulham.com)
Due to a program of continuous improvement, Fulham reserves the right to make modifications or variations in design or construction to the equipment described.