

NEW



GREENCREATIVE

Bringing You the Latest in LED Technology



T8 TITANIUM LED SERIES

- Ⓞ Wide Beam
- Ⓞ Built-in Driver
- Ⓞ > 110 LPW Efficacy

Turn ON the Savings!

DESIGNLIGHTS 

TUBE FEATURES

Unique Wide Beam Design – Traditional Look



Integrated heat sink and light engine within the diffusing tube optimizes light distribution by producing a wide light emitting area of 240°



Optimum LED density and unique design combined with high quality diffusing material results in an even glow without glare or shadowing

Built-in Driver – Universal Voltage 120-277V



Driver is positioned in a side enclosure for better thermal performance, eliminating the potential for light decay



Eliminates ballast compatibility problems, lifetime issues, power loss and maintenance costs by running directly off line voltage

Simple Installation – Single Ended for Safety



Fig. A



Fig. B



Fig. C

- ⌚ Bypass ballast by cutting all wires as in Fig. A
- ⌚ Replace shunted lamp holder with non-shunted one if applicable (Instant Start)
- ⌚ Directly wire Live + Neutral on a single end as in Fig. B for single tube or as in Fig. C for multiple tubes
- ⌚ Existing fixture maintains original UL compliance thanks to UL1598C tube

TUBE FEATURES

Wide light emitting area 240°
and evenly diffused light

Built-in universal line
voltage driver

Single ended
connection

> 110 LPW
system efficacy

UL 1598C classification
ensures fixture maintains
original UL compliance

Long 50,000 hr lifetime

T8 ULTRA 18W 4FT.



DESIGNLIGHTS
CONSORTIUM

- 2000 lumens
- 5000K / 4000K / 3500K / 3000K CCT
- DLC 2.0 Cat. 32 listed
- Exceptional performance

18W REPLACES



T8 18W 4FT.



- 1800 lumens
- 5000K / 4000K / 3500K / 3000K CCT
- 2FT. 9W version available
- High performance




18W REPLACES



TUBE SPECIFICATIONS



SPECIFICATIONS

Model	Product	CCT	Lumens	Efficacy (LPW)	Light Emitting Area	CRI	Lifetime (L70)	Voltage	DESIGNLIGHTS
 T8 - ULTRA - 4' - 18W - Bi-Pin G13 18T8/4F/850DLC 18T8/4F/840DLC 18T8/4F/835DLC 18T8/4F/830DLC	40672	5000K	2000	111	240°	80	50,000 hrs	120-277V 60Hz	✓
	40671	4000K	2000	111	240°	80	50,000 hrs	120-277V 60Hz	✓
	40670	3500K	1900	106	240°	80	50,000 hrs	120-277V 60Hz	✓
	40673	3000K	1900	106	240°	80	50,000 hrs	120-277V 60Hz	✓
	T8 - 4' - 18W - Bi-Pin G13								
 18T8/4F/850 18T8/4F/840 18T8/4F/835 18T8/4F/830	40678	5000K	1800	100	240°	80	40,000 hrs	120-277V 60Hz	N.A.
	40677	4000K	1800	100	240°	80	40,000 hrs	120-277V 60Hz	N.A.
	40676	3500K	1750	97	240°	80	40,000 hrs	120-277V 60Hz	N.A.
	40675	3000K	1700	94	240°	80	40,000 hrs	120-277V 60Hz	N.A.
 T8 - 2' - 9W - Bi-Pin G13 9T8/2F/840	40669	4000K	900	100	240°	80	40,000 hrs	120-277V 60Hz	N.A.

* Not dimmable

** Suitable for damp locations. Not for use where directly exposed to the weather or water


*** Full installation guide and more details available on our website

APPLICATIONS

Office & Education



Retail



Warehouse & Parking



GREEN CREATIVE
 533 Airport Blvd., Suite 212
 Burlingame, CA 94010
 Tel / Fax: (866) 774-5433
 info@gc-lighting.com

www.gc-lighting.com

