

# CAPSYLITE® Halogen PAR Lamps

## Meets today's energy efficiency requirements



SYLVANIA CAPSYLITE halogen PAR lamps offer superior light quality in a wide variety of wattages, sizes and beam spreads. Their SPL optic design delivers a smooth and round beam pattern that maximizes lumens while providing consistent lamp-to-lamp performance.

Many of these PAR lamps have been newly designed with xenon fill gas, silver reflector coating and/or IR-reflective capsule coating that provides the required efficacy to meet the latest energy efficiency regulations.

### Key Features & Benefits

- Long life: up to 6000 hours
- Bright white, high quality halogen light
- Tiered lifetime choices
- Superior beam control and sharp cutoff
- US DOE IRL legislation compliant
- Optical system provides consistent, uniform performance from lamp to lamp
- Lens embossed with beam pattern for easy identification
- Fully dimmable

ECOLOGIC® is a comprehensive program of OSRAM SYLVANIA focused on addressing environmental issues at all stages of lamp life.



### Product Offering

Product	Wattage	Beam Angle
PAR14	35	50°
PAR16	35, 50, 60, 75	10°, 30°
PAR20	39	10°, 30°
PAR30	39, 42, 50, 60	10°, 25°, 50°
PAR30LN	39, 50, 60	9°, 10°, 25°, 50°
PAR38	35	9°, 25°
PAR38	39, 42, 50	10°, 25°
PAR38	60, 70	10°, 25°, 30°
PAR38	80	10°, 25°, 50°
PAR38	90	12°, 30°
PAR38	75, 100, 150	30°
PAR38	250	10°, 30°

### Application Information

#### Applications

#### PAR38

- Ideal for accent lighting, merchandise displays, outdoor floods and general illumination in offices, lobbies and public buildings
- Provides a high degree of flexibility with a choice of twelve wattages and beam spreads

#### PAR30

- Perfect for use in shallow, recessed, track and downlight fixtures
- Indoor and outdoor display and accent applications

#### PAR30 Long Neck

- Direct replacement for incandescent R and BR lamps
- Long life energy efficient upgrade from standard incandescent lamps

#### PAR20

- Indoor and outdoor display and accent applications
- High light output from small fixtures
- Direct replacement for incandescent R20 lamps

#### PAR16

- Use in open fixtures
- Display and accent applications
- Perfect for highlighting jewelry, glassware and other fine merchandise
- A compact, high-quality halogen light source in an attractive ceramic reflector

#### PAR14

- Acts as its own fixture in bare sockets
- Ideal for micro display and accent applications



## Specification Data

Catalog #	Type
Project	
Comments	
Prepared by	

## Ordering Information

Item Number	Ordering Abbreviation	Watts	Lumens	Base	Average Rated Life (hrs.)	Voltage (V)	CBCP (cd)	Beam Angle	CCT (K)
15364	35PAR14/HAL/FL/RP	35	450	Medium	2000	120	200	50°	2775
59076	35PAR16/HAL/GU10/FL/BL1	35	280	GU10	3000	120	500	30°	2750
59082	35PAR16/HAL/GU10/FL/BL1	35	280	GU10	2000	120	350	40°	2850
13256	35PAR16/HAL/GU10/FL/BL3	35	280	GU10	3000	120	500	30°	2750
59075	50PAR16/HAL/GU10/FL/BL1	50	450	GU10	3000	120	800	30°	2800
59020	50PAR16/HAL/GU10/FL/CLAM	50	400	GU10	1000	120	640	40°	2850
59024	50PAR16/HAL/GU10/FL40	50	400	GU10	1000	120	640	35°	2850
59032	60PAR16/HAL/NSP10	60	650	Medium	2000	120	5000	10°	2850
59037	60PAR16/HAL/NSP10/RP	60	650	Medium	2000	120	5000	10°	2850
59040	60PAR16/HAL/NSP10	60	650	Medium	2000	130	5000	10°	2850
59030	60PAR16/HAL/NFL30	60	650	Medium	2000	120	1300	30°	2850
59031	60PAR16/HAL/NFL30/RP	60	650	Medium	2000	120	1300	30°	2850
59038	60PAR16/HAL/NFL30	60	650	Medium	2000	130	1300	30°	2850
59036	75PAR16/HAL/NSP10	75	900	Medium	2000	120	7500	10°	2900
59044	75PAR16/HAL/NSP10	75	900	Medium	2000	130	7500	10°	2900
59034	75PAR16/HAL/NFL30	75	900	Medium	2000	120	1900	30°	2900
59033	75PAR16/HAL/NFL30/RP	75	900	Medium	2000	120	1900	30°	2900
59042	75PAR16/HAL/NFL30	75	900	Medium	2000	130	1900	30°	2900
16103	39PAR20/HAL/SP10	39	475	Medium	1500	120	3700	10°	2850
16108	39PAR20/HAL/SP10	39	475	Medium	1500	130	3700	10°	2850
16104	39PAR20/HAL/FL30	39	475	Medium	1500	120	1000	30°	2850
16109	39PAR20/HAL/FL30	39	475	Medium	1500	130	100	30°	2850
16107	39PAR20/HAL/FL30/DAY	39	400	Medium	1500	120	800	30°	2900
16110	39PAR20/HAL/SP10/DL	39	450	Medium	3000	120	3500	10°	2800
16111	39PAR20/HAL/FL30/DL	39	450	Medium	3000	120	900	30°	2800
16546	39PAR20/HAL/IR/SP10/DL	39	510	Medium	3000	120	4000	10°	2800
16114	39PAR20/HAL/IR/FL30/DL	39	510	Medium	3000	120	1100	30°	2800
16115	39PAR20/HAL/S/SP10/TL	39	475	Medium	4500	120	3800	10°	2750
16116	39PAR20/HAL/S/FL30/TL	39	475	Medium	4500	120	1000	30°	2750
16117	39PAR30/HAL/SP10	39	550	Medium	1500	120	6100	10°	2850
16121	39PAR30/HAL/SP10	39	550	Medium	1500	130	6100	10°	2850
16118	39PAR30/HAL/NFL25	39	550	Medium	1500	120	1700	25°	2850
16122	39PAR30/HAL/NFL25	39	550	Medium	1500	130	1700	25°	2850
16119	39PAR30/HAL/WFL50	39	550	Medium	1500	120	600	50°	2850
16123	39PAR30/HAL/WFL50	39	550	Medium	1500	130	600	50°	2850
16150	39PAR30/HAL/SP10/DL	39	520	Medium	3000	120	5800	10°	2800
16124	39PAR30/HAL/NFL25/DL	39	520	Medium	3000	120	1600	25°	2800
16125	39PAR30/HAL/WFL50/DL	39	520	Medium	3000	120	600	50°	2800
16126	39PAR30/HAL/IR/WFL50/DL	39	610	Medium	3000	120	700	50°	2800
16147	39PAR30/HAL/S/SP10/TL	39	530	Medium	4500	120	5900	10°	2750
16148	39PAR30/HAL/S/NFL25/TL	39	530	Medium	4500	120	1600	25°	2750
16149	42PAR30/HAL/IRS/SP10/TL	42	750	Medium	4500	120	8400	10°	2750
16132	42PAR30/HAL/IRS/NFL25/TL	42	750	Medium	4500	120	2300	25°	2750
16134	50PAR30/HAL/S/SP10	50	850	Medium	1500	120	9500	10°	2875
16135	50PAR30/HAL/S/NFL25	50	850	Medium	1500	120	2600	25°	2875
16136	50PAR30/HAL/S/WFL50	50	850	Medium	1500	120	1000	50°	2875
16137	50PAR30/HAL/IR/SP10/DL	50	850	Medium	3000	120	9500	10°	2825
16138	50PAR30/HAL/IR/NFL25/DL	50	850	Medium	3000	120	2600	25°	2825
16151	50PAR30/HAL/IRS/SP10/TL	50	950	Medium	4500	120	10600	10°	2825
16152	50PAR30/HAL/IRS/NFL25/TL	50	950	Medium	4500	120	2900	25°	2825

## Ordering Information (continued)

Item Number	Ordering Abbreviation	Watts	Lumens	Base	Average Rated Life (hrs.)	Voltage (V)	CBCP (cd)	Beam Angle	CCT (K)
16127	60PAR30/HAL/S/SP10	60	1070	Medium	1500	120	12000	10°	2900
16128	60PAR30/HAL/S/NFL25	60	1070	Medium	1500	120	3300	25°	2900
16129	60PAR30/HAL/S/WFL50	60	1070	Medium	1500	120	1300	50°	2900
16139	60PAR30/HAL/IR/SP10/DL	60	1100	Medium	3000	120	12300	10°	2850
16140	60PAR30/HAL/IR/NFL25/DL	60	1100	Medium	3000	120	3400	25°	2850
16153	39PAR30LN/HAL/SP10	39	550	Medium	1500	120	6100	10°	2850
16159	39PAR30LN/HAL/SP10	39	550	Medium	1500	130	6100	10°	2850
16154	39PAR30LN/HAL/NFL25	39	550	Medium	1500	120	1700	25°	2850
16160	39PAR30LN/HAL/NFL25	39	550	Medium	1500	130	1700	25°	2850
16156	39PAR30LN/HAL/WFL50	39	550	Medium	1500	120	600	50°	2850
16161	39PAR30LN/HAL/WFL50	39	550	Medium	1500	130	600	50°	2850
16550	39PAR30LN/HAL/SP10/DL	39	520	Medium	3000	120	5800	10°	2800
16551	39PAR30LN/HAL/NFL25/DL	39	520	Medium	3000	120	1600	25°	2800
16552	39PAR30LN/HAL/WFL50/DL	39	520	Medium	3000	120	600	50°	2800
16553	39PAR30LN/HAL/IR/WFL50/DL	39	610	Medium	3000	120	700	50°	2800
16562	39PAR30LN/HAL/S/SP10/TL	39	530	Medium	4500	120	5900	10°	2750
16563	39PAR30LN/HAL/S/NFL25/TL	39	530	Medium	4500	120	1600	25°	2750
16564	39PAR30LN/HAL/S/WFL50/TL	39	530	Medium	4500	120	600	50°	2750
16554	50PAR30LN/HAL/IR/SP10/DL	50	850	Medium	3000	120	9500	10°	2825
16555	50PAR30LN/HAL/IR/NFL25/DL	50	850	Medium	3000	120	2600	25°	2825
16556	50PAR30LN/HAL/IR/WFL50/DL	50	850	Medium	3000	120	1000	50°	2825
16565	50PAR30LN/HAL/IRS/SP10/TL	50	950	Medium	4500	120	10600	10°	2825
16566	50PAR30LN/HAL/IRS/NFL25/TL	50	950	Medium	4500	120	2900	25°	2825
16567	50PAR30LN/HAL/IRS/WFL50/TL	50	950	Medium	4500	120	1100	50°	2825
16166	60PAR30LN/HAL/S/SP10	60	1070	Medium	1500	120	12000	10°	2900
16167	60PAR30LN/HAL/S/NFL25	60	1070	Medium	1500	120	3300	25°	2900
16168	60PAR30LN/HAL/S/WFL50	60	1070	Medium	1500	120	1300	50°	2900
16173	60PAR30LN/HAL/S/WFL50/CVP	60	1070	Medium	1500	120	1300	50°	2900
16165	60PAR30LN/HAL/S/WFL50/DAY	60	910	Medium	1500	120	1100	50°	2950
16557	60PAR30LN/HAL/IR/SP10/DL	60	1100	Medium	3000	120	12300	10°	2850
16558	60PAR30LN/HAL/IR/NFL25/DL	60	1100	Medium	3000	120	3400	25°	2850
16559	60PAR30LN/HAL/IR/WFL50/DL	60	1100	Medium	3000	120	1300	50°	2850
55140	35PAR38/HAL/ELOGIC/NFL25	35	550	Medium	6000	120	3000	25°	3000
16728	39PAR38/HAL/SP10	39	550	Medium	1500	120	7700	10°	2850
16732	39PAR38/HAL/SP10	39	550	Medium	1500	130	7700	10°	2850
16729	39PAR38/HAL/NFL25	39	550	Medium	1500	120	2100	25°	2850
16733	39PAR38/HAL/NFL25	39	550	Medium	1500	130	2100	25°	2850
16579	39PAR38/HAL/SP10/DL	39	520	Medium	3000	120	7300	10°	2800
16580	39PAR38/HAL/NFL25/DL	39	520	Medium	3000	120	2000	25°	2800
16147	39PAR38/HAL/S/SP10/TL	39	530	Medium	4500	120	7400	10°	2750
16148	39PAR38/HAL/S/NFL25/TL	39	530	Medium	4500	120	2100	25°	2750
16598	42PAR38/HAL/IRS/SP10/TL	42	750	Medium	4500	120	8400	10°	2750
16600	42PAR38/HAL/IRS/NFL25/TL	42	750	Medium	4500	120	2300	25°	2750
16734	50PAR38/HAL/S/SP10	50	850	Medium	1500	120	11900	10°	2875
16735	50PAR38/HAL/S/NFL25	50	850	Medium	1500	120	3300	25°	2875
16582	50PAR38/HAL/IR/SP10/DL	50	850	Medium	3000	120	11900	10°	2825
16583	50PAR38/HAL/IR/NFL25/DL	50	850	Medium	3000	120	3300	25°	2825
16601	50PAR38/HAL/IRS/SP10/TL	50	950	Medium	4500	120	13300	10°	2800
16602	50PAR38/HAL/IRS/NFL25/TL	50	950	Medium	4500	120	3700	25°	2800
16737	60PAR38/HAL/S/SP10	60	1070	Medium	1500	120	14900	10°	2900
16738	60PAR38/HAL/S/NFL25	60	1070	Medium	1500	120	4100	25°	2900
16740	60PAR38/HAL/S/NFL25/CVP	60	1070	Medium	1500	120	4100	25°	2900
16741	60PAR38/HAL/S/FL30/DAY	60	910	Medium	1500	120	1300	30°	2950
16584	60PAR38/HAL/IR/SP10/DL	60	1100	Medium	3000	120	15400	10°	2850
16585	60PAR38/HAL/IR/NFL25/DL	60	1100	Medium	3000	120	4300	25°	2850
16603	60PAR38/HAL/IRS/SP10/TL	60	1200	Medium	4500	120	16800	10°	2825
16604	60PAR38/HAL/IRS/NFL25/TL	60	1200	Medium	4500	120	4600	25°	2825


## Ordering Information (continued)

Item Number	Ordering Abbreviation	Watts	Lumens	Base	Average Rated Life (hrs.)	Voltage (V)	CBCP (cd)	Beam Angle	CCT (K)
16742	70PAR38/HAL/S/SP10	70	1305	Medium	1500	120	18200	10°	2925
16743	70PAR38/HAL/S/NFL25	70	1305	Medium	1500	120	5100	25°	2925
16746	70PAR38/HAL/S/WFL50	70	1305	Medium	1500	120	1900	50°	2925
16590	70PAR38/HAL/IR/SP10/DL	70	1305	Medium	3000	120	18000	10°	2875
16591	70PAR38/HAL/IR/NFL25/DL	70	1305	Medium	3000	120	5100	25°	2875
16592	70PAR38/HAL/IR/WFL50/DL	70	1305	Medium	3000	120	1900	50°	2875
13850	75PAR38/HAL/3FL	75	1040	Med Side Prong	2000	120	1800	30°	2850
16747	80PAR38/HAL/S/SP10	80	1545	Medium	1500	120	21600	10°	2950
16748	80PAR38/HAL/S/NFL25	80	1545	Medium	1500	120	6000	25°	2950
16751	80PAR38/HAL/S/WFL50	80	1545	Medium	1500	120	2300	50°	2950
16593	80PAR38/HAL/IR/SP10/DL	80	1545	Medium	3000	120	21600	10°	2900
16594	80PAR38/HAL/IR/NFL25/DL	80	1545	Medium	3000	120	6000	25°	2900
16595	80PAR38/HAL/IR/WFL50/DL	80	1545	Medium	3000	120	2300	50°	2900
14630	90PAR38/HAL/3WSP12	90	1310	Med Side Prong	2500	120	14300	12°	2925
14632	90PAR38/HAL/3FL30	90	1310	Med Side Prong	2500	120	3500	30°	2925
13932	100PAR38/FL/Y/RP	100	Yellow	Med Skirt	2000	120	Colored	30°	2850
13933	100PAR38/FL/R/RP	100	Red	Med Skirt	2000	120	Colored	30°	2850
13934	100PAR38/FL/A/RP	100	Amber	Med Skirt	2000	120	Colored	30°	2850
13948	100PAR38/FL/B/RP	100	Blue	Med Skirt	2000	120	Colored	30°	2850
13949	100PAR38/FL/G/RP	100	Green	Med Skirt	2000	120	Colored	30°	2850
13853	150PAR38/HAL/3FL	150	2175	Med Side Prong	2000	120	4000	30°	2850
15526	250PAR38/HAL/SP10	250	3600	Med Skirt	4500	120	46500	10°	3025
15558	250PAR38/HAL/FL30	250	3600	Med Skirt	4500	120	9000	30°	3025


## Ordering Guide

50	PAR30	LN	/	HAL	/	IR	/	SP	10	/	DL	/	2
Wattage:	Parabolic Reflector	Long Neck		HALOGEN		IR = Infrared S = Silver		Beam Spread	Beam Angle		DL = Double Life TL = Triple Life		2 = 2/SKU
35, 39, 42,	Diameter							NSP = Narrow Spot	9°				
50, 60, 70,	14=14/8"							SP = Spot	10°				
75, 80, 90,	16=16/8"							WSP = Wide Spot	12°				
100, 150 and	20=20/8"							NFL = Narrow Flood	25°				
250	30=30/8"							FL = Flood	30°				
	38=38/8"							WFL = Wide Flood	40°				
								WFL = Wide Flood	50°				

**Optical Performance**



**Standard Halogen PAR**



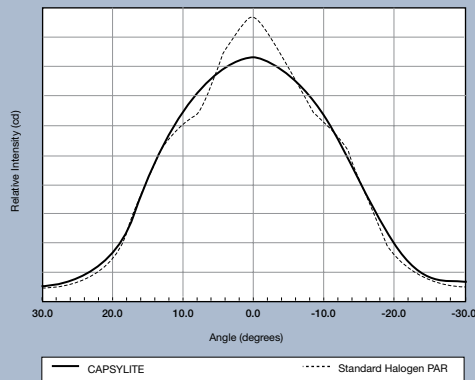
**CAPSYLITE SPL2 Optics**

**Proprietary CAPSYLITE® SPL2 Optical System**

CAPSYLITE SPL2 lamps employ a patented spiral lenticule layout on their lenses. These patterns were developed with computer-aided design to deliver a smooth, round beam pattern that is free from hot spots and stray light. The lenses, however, are only half of the story. The spiral flat reflectors were also developed with computer-aided design to work in concert with the lenses. The spiral flats on the inner surface of the reflector begin to shape and contour the light rays before they reach the lens. The reflector and the lens, therefore, share the job of controlling the light so that the resultant beam pattern is as smooth as possible. The optical system maximizes the lumens in the beam angle, while providing consistent lamp-to-lamp performance.

**Beam Performance**

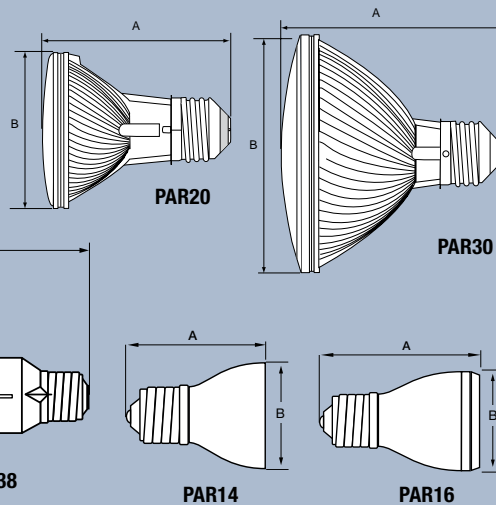
**Comparison of Standard Halogen PAR to CAPSYLITE with SPL2 Optics**



The beam performance of the CAPSYLITE product line with SPL optics changes the way PAR lamps are specified. Traditionally, PAR lamps were designed to provide peak intensity in the center of the beam and the light level dropped rapidly from that point. In contrast, the CAPSYLITE product line is designed to give a more uniform intensity distribution across the beam with no hot spots. The result is a uniform light level on the target that maximizes the impact of the halogen source.

**Dimensions**

Bulb	(A) MOL	(B) Bulb Diameter
PAR14	2 7/16"	1 3/4"
PAR16	2 7/8"	2"
PAR20	3 1/4"	2 1/2"
PAR30	3 5/8"	3 3/4"
PAR30LN	4 11/16"	3 3/4"
PAR38	5 5/16"	4 3/4"



SYLVANIA, CAPSYLITE and ECOLOGIC are registered trademarks of OSRAM SYLVANIA Inc. SEE THE WORLD IN A NEW LIGHT is a registered trademark of OSRAM SYLVANIA Inc. Specifications subject to change without notice.

Lamp shall be CAPSYLITE halogen (PAR14, PAR16, PAR20, PAR30, PAR30LN or PAR38) lamp with a (1500, 2000, 2500, 3000, 4500 or 6000) hour average rated life. Lamps shall be energy efficient and produced to EPACT standards.

**United States**  
**OSRAM SYLVANIA**  
 100 Endicott Street  
 Danvers, MA 01923  
 1-800-LIGHTBULB

**Trade**  
 Phone: 800-255-5042  
 Fax: 800-255-5043

**National Accounts**  
 Phone: 800-562-4671  
 Fax: 800-562-4674

**OEM/Special Markets**  
 Phone: 800-762-7191  
 Fax: 800-762-7192

**Retail**  
 Phone: 800-842-7010  
 Fax: 800-842-7011

**SYLVANIA Lighting Services**  
 Phone: 800-323-0572  
 Fax: 800-537-0784

**Display/Optic**  
 Phone: 888-677-2627  
 Fax: 855-543-1043

**Canada**  
**OSRAM SYLVANIA LTD.**  
 2001 Drew Road  
 Mississauga, ON L5S 1S4  
 1-800-LIGHTBULB

**Trade**  
 Phone: 800-263-2852  
 Fax: 800-667-6772

**OEM/Special Markets/Display/Optic**  
 Phone: 800-265-2852  
 Fax: 800-667-6772

**Retail**  
 Phone: 800-720-2852  
 Fax: 800-667-6772

**SYLVANIA Lighting Services**  
 Phone: 800-663-4268  
 Fax: 866-239-1278

**Mexico**  
**OSRAM MEXICO**  
 Tultitlan/Edo de Mexico  
 Phone: 011-52-55-58-99-18-50

**ENCELIUM® Products**  
**United States**  
 Phone: 201-508-1570  
 Fax: 201-508-1589

**Canada**  
 Phone: 905-731-7678  
 Fax: 905-731-1401

www.sylvania.com

/sylvania  
 /sylvania