

RHA-UNV-254-LT5

Programmed Start Fluorescent Ballast

This Ballast Will Operate Following Lamps:



TWIN(FT/E), 4 PIN
50/55W



F54T5HO



FC12T5/HO(55W)



F54T5HO/49W

General Specifications

Input Voltage	120 - 277VAC, 50 / 60Hz
Current Crest Factor	<1.7
EMI / RFI Compliance	FCC Part 18-A
Sound Rating	"A"
Ballast Type	Programmed Start
Voltage Transients	ANSI C82.11- 1993
Input Protection	Fuse
Output Protection	EOL
Min. Operating Temp	-30°C (-22°F)
Max. Case Temp	90°C (194°F) See warranty note
Type "HL"	Approved For Hazardous Location
Type "CC"	Approved For Commercial Cabinets Application
Remote Mounting	18 ft Max.
Approvals Class	cULus Listed
Warranty	5 Years @Tc 70°C(158°F) or 3 Years @Tc 90°C (194°F) from the date of manufacture when properly installed.

Electrical Data @120VAC

Lamp Wattage / Type	Lamps Operated	Input Wattage	Line Current	Power Factor	Ballast Factor	Efficacy Factor	THD
F54T5/HO	1	62	0.52	0.98	1.03	1.66	10%
FC12T5/HO	1	55	0.45	0.98	0.88	1.60	10%
FT55	1	58	0.51	0.98	0.93	1.60	10%
FT50	1	61	0.52	0.98	1.15	1.89	10%
F54T5HO/49W	1	53	0.44	0.99	0.99	1.88	4%
F54T5/HO	2	120	1.00	0.98	1.00	0.83	10%
FC12T5/HO	2	106	0.87	0.98	0.86	0.81	10%
FT55	2	112	0.94	0.98	0.91	0.81	10%
FT50	2	118	1.01	0.98	1.12	0.95	10%
F54T5HO/49W	2	103	0.86	0.99	0.99	0.96	5%

Electrical Data @230VAC

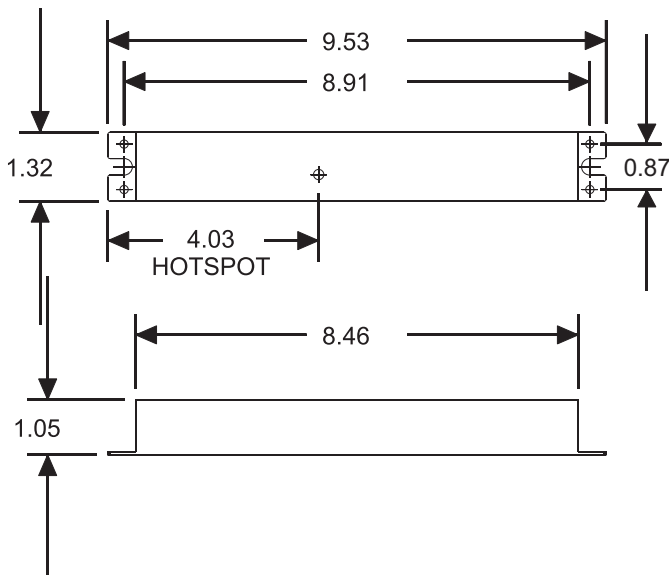
Lamp Wattage / Type	Lamps Operated	Input Wattage	Line Current	Power Factor	Ballast Factor	Efficacy Factor	THD
F54T5/HO	1	62	0.28	0.95	1.03	1.66	15%
FC12T5/HO	1	55	0.23	0.95	0.88	1.60	15%
FT55	1	58	0.25	0.95	0.93	1.60	15%
FT50	1	61	0.27	0.95	1.15	1.89	15%
F54T5HO/49W	1	53	0.24	0.97	1.01	1.90	13%
F54T5/HO	2	118	0.48	0.98	1.00	0.84	10%
FC12T5/HO	2	104	0.41	0.98	0.86	0.82	10%
FT55	2	110	0.45	0.98	0.91	0.82	10%
FT50	2	116	0.48	0.98	1.12	0.96	10%
F54T5HO/49W	2	102	0.45	0.99	0.98	0.96	10%

RHA-UNV-254-LT5

Electrical Data @277VAC

Lamp Wattage / Type	Lamps Operated	Input Wattage	Line Current	Power Factor	Ballast Factor	Efficacy Factor	THD
F54T5/HO	1	62	0.23	0.90	1.03	1.66	20%
FC12T5/HO	1	55	0.20	0.90	0.88	1.60	20%
FT55	1	58	0.22	0.90	0.93	1.60	20%
FT50	1	61	0.23	0.90	1.15	1.89	20%
F54T5HO/49W	1	53	0.20	0.93	1.01	1.91	21%
F54T5/HO	2	117	0.43	0.97	1.00	0.85	10%
FC12T5/HO	2	103	0.37	0.97	0.86	0.83	10%
FT55	2	109	0.40	0.97	0.91	0.83	10%
FT50	2	115	0.43	0.97	1.12	0.97	10%
F54T5HO/49W	2	102	0.38	0.97	0.99	0.97	15%

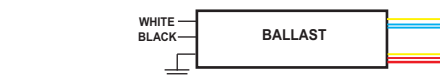
Mechanical Data



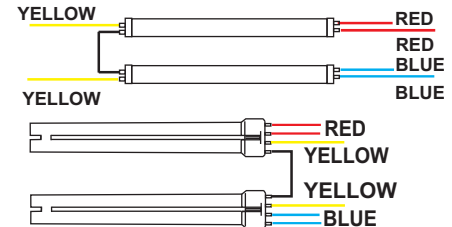
Where : L = Length, W = Width, H = Height

Wiring Diagram


Wire Color	Length (Inches)	Wire Color	Length (Inches)
Black	25" ±1"	Red	25" ±1"
White	25" ±1"	Blue	25" ±1"
		Yellow	25" ±1"



2 LAMPS APPLICATION



1 LAMPS APPLICATION



NOTE:
 For one lamp application yellow wires must be shorted and capped.

NOTE : This Ballast Must Be Grounded