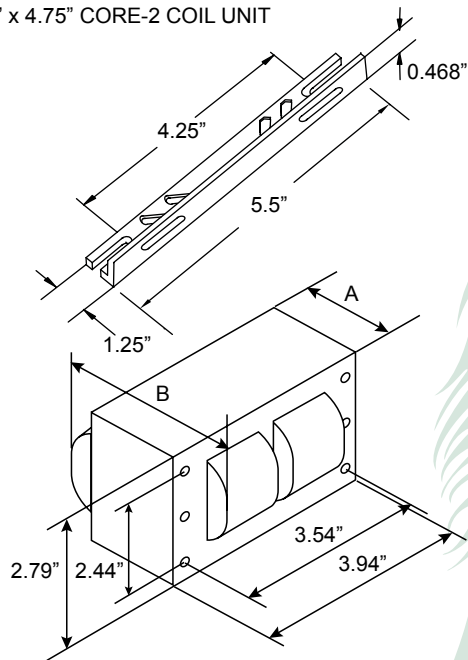


Mechanical Data:

4.25" x 4.75" CORE-2 COIL UNIT



DIMENSION A	2.48 IN
DIMENSION B	3.78 IN
TOTAL WEIGHT	7.72 LBS
LEAD LENGTHS	12 IN

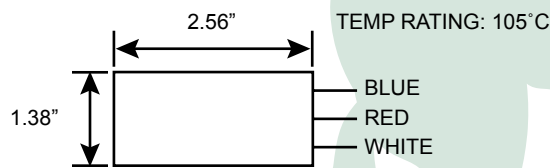
HARDWARE KIT: HH-MH-HDW3 CLAMP: HH-MH-IGCLMP
 2 3" Thru-Bolts 4 Flat Washers
 2 Lock Washers 2 Nuts

Electrical Data:

INPUT VOLTS
 MINIMUM STARTING TEMPERATURE
 POWER FACTOR
 ANSI CODE
 CIRCUIT TYPE
 WATTS INPUT
 MAX INPUT CURRENT
 NOM. OPEN CURRENT VOLTAGE
 RECOMMENDED FUSE (Amps)
 REGULATION
 LINE VOLTS
 LAMPS WATTS
 INPUT WATTS AT LAMP DROPOUT
 LINE CURRENT (AMPS)
 OPERATING
 OPEN CIRCUIT
 STARTING
 UL TEMPERATURE RATINGS
 INSULATION CLASS
 COIL TEMPERATURE CODE
 CAPACITOR REQUIREMENT
 MFD
 MIN VOLT
 IGNITOR
 PART NUMBER
 MAX DIST TO LAMP
 60Hz TEST PROCEDURES
 HIGH POTENTIAL TEST (VOLTS)
 OPEN CIRCUIT VOLTAGE TEST (VOLTS)
 SHORT CIRCUIT CURRENT TEST (AMPS)
 SECONDARY CURRENT
 INPUT CURRENT

120	208	240	277
-20°F or -30°C			
90%			
150 WATT LAMP, M102, M142			
HX-HPF			
121			
3.65	2.10	1.80	1.58
245			
10	6	5	3
±10%			
±10%			
76	141	161	179
3.65	2.10	1.80	1.58
0.38	0.22	0.19	0.17
1.75	1.04	0.90	0.74
E	E	F	G
H(180)			
1029			
16uF			
280			
HHMH-IG70-150			
2 FT			
1 MIN: 2000, 2 SEC: 2500			
235-255			
2.30-2.70			
5.52	3.18	2.79	2.45

Ignitor:



Capacitor:

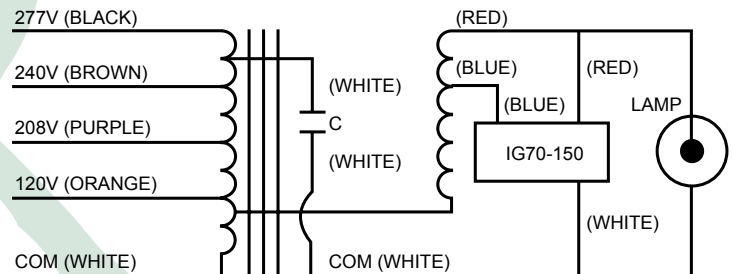
Wet Capacitor: HHMH-WCAP-150



Dry Capacitor: HHMH-DCAP-150



Wiring Diagram:



Options:

Basic Ballast Kit includes Ballast, Ignitor and Mounting Hardware only.
 For capacitor option, add Base Model No. and one Capacitor code:
D = Dry Kit: Ballast + Ignitor + Dry Capacitor + Mounting Hardware
W = Wet Kit: Ballast + Ignitor + Wet Capacitor + Mounting Hardware

HID Ballast and Lamp Kits also available; please see website www.fulham.com.