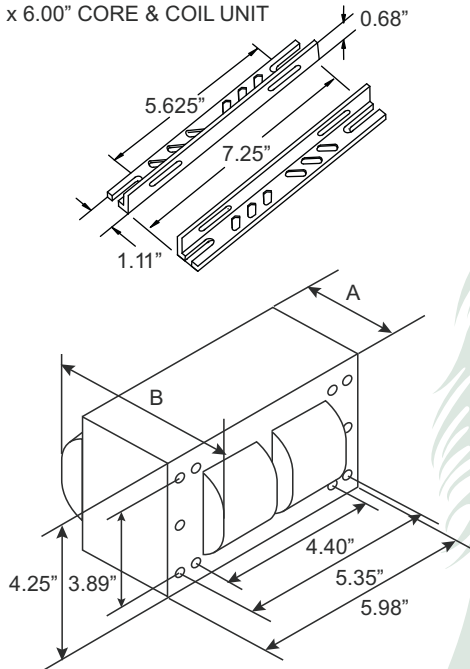


Specification Sheet : HH-HPS-MLT4-1000

1000W S52 60 Hz CWA
Core & Coil Ballast Status: Active

Mechanical Data:

4.25" x 6.00" CORE & COIL UNIT



DIMENSION A	3.78 IN
DIMENSION B	5.59 IN
TOTAL WEIGHT	26.90 LBS
LEAD LENGTHS	12 IN

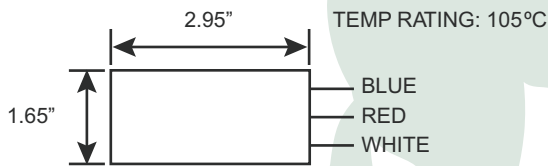
HARDWARE KIT: HH-MH-HDW5 CLAMP: HH-MH-IGCLMP
2 5" Thru-Bolts 4 Flat Washers
2 Lock Washers 2 Nuts

Electrical Data:

INPUT VOLTS
MINIMUM STARTING TEMPERATURE
POWER FACTOR
ANSI CODE
CIRCUIT TYPE
WATTS INPUT
MAX INPUT CURRENT
NOM. OPEN CURRENT VOLTAGE
RECOMMENDED FUSE (Amps)
REGULATION
 LINE VOLTS
 LAMPS WATTS
INPUT WATTS AT LAMP DROPOUT
LINE CURRENT (AMPS)
 OPERATING
 OPEN CIRCUIT
 STARTING
UL TEMPERATURE RATINGS
 INSULATION CLASS
 COIL TEMPERATURE CODE
CAPACITOR REQUIREMENT
 MFD
 MIN VOLT
IGNITOR
 PART NUMBER
 MAX DIST TO LAMP
60Hz TEST PROCEDURES
HIGH POTENTIAL TEST (VOLTS)
OPEN CIRCUIT VOLTAGE TEST (VOLTS)
SHORT CIRCUIT CURRENT TEST (AMPS)
SECONDARY CURRENT
 INPUT CURRENT

120	208	240	277
-20°F or -30°C			
90%			
1000 WATT LAMP, S-52			
CWA			
1100			
9.50	5.50	4.75	4.15
445			
24	14	12	11
±10%			
±10%			
80	125	131	138
9.50	5.50	4.75	4.15
4.80	2.73	2.40	2.20
7.52	4.34	3.77	3.27
B	D	D	D
H(180)			
1029			
26uF			
525			
HH-HPS-IG1000			
2 FT			
1 MIN: 2000, 2 SEC: 2500			
405-485			
6.40-7.80			
6.50	3.75	3.20	2.83

Ignitor:

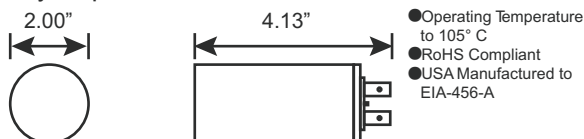


Capacitor:

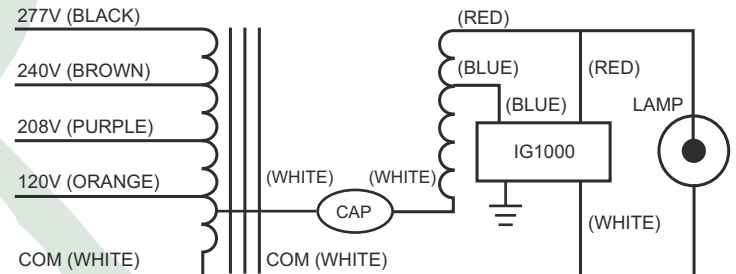
Wet Capacitor: HHHPS-WCAP-1000



Dry Capacitor: HHHPS-DCAP-1000



Wiring Diagram:



Options:

Basic Ballast Kit includes Ballast, Ignitor and Mounting Hardware only.
For capacitor option, add Base Model No. and one Capacitor code:
D = Dry Kit: Ballast + Ignitor + Dry Capacitor + Mounting Hardware
W = Wet Kit: Ballast + Ignitor + Wet Capacitor + Mounting Hardware

HID Ballast and Lamp Kits also available; please see website www.fulham.com.