

MR-11

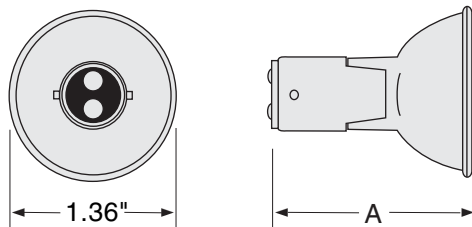
- Only for Use in Approved Halogen Fixtures
- Double Contact Bayonet Base - BA15d
- Low Voltage - 12 Volts
- Universal Burn Position
- Faceted Reflector
- Available with Front Glass Cover (FG)



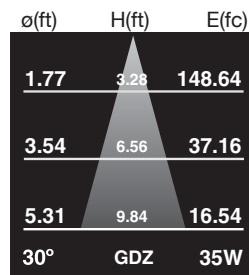
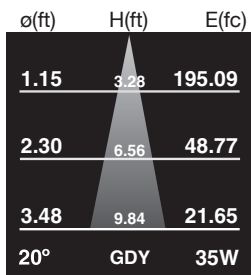
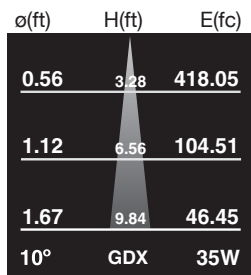
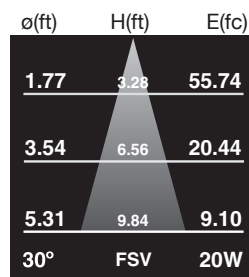
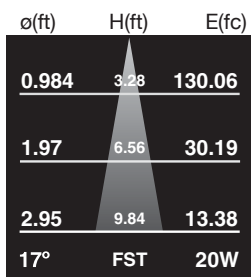
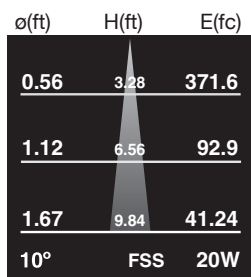
| Watts                                      | Ushio Ordering Code | Ushio Lamp Description           | Dimensions | Filament | Color  | Beam  |             |           | Ave Life h | Case Qty |
|--|---------------------|----------------------------------|------------|----------|--------|-------|-------------|-----------|------------|----------|
|  |                     |                                  | MOL (A)    | Type     | Temp K | Angle | Spread      | Max CP cd |            |          |
| <b>Double Contact Bayonet Base – BA15d</b> |                     |                                  |            |          |        |       |             |           |            |          |
| 20   | 1000607             | FSS, JDR/M12V-20W/BA/NSP10       | 1.77       | C-6      | 2900   | 10°   | Narrow Spot | 4000      | 2000       | 10       |
| 20   | 1000608             | FSS/FG, JDR/M12V-20W/BA/NSP10/FG | 1.89       | C-6      | 2900   | 10°   | Narrow Spot | 4000      | 2000       | 10       |
| 20   | 1000609             | FST, JDR/M12V-20W/BA/SP17        | 1.77       | C-6      | 2900   | 17°   | Spot        | 1400      | 2000       | 10       |
| 20   | 1000610             | FST/FG, JDR/M12V-20W/BA/SP17/FG  | 1.89       | C-6      | 2900   | 17°   | Spot        | 1400      | 2000       | 10       |
| 20   | 1000611             | FSV, JDR/M12V-20W/BA/FL30        | 1.77       | C-6      | 2900   | 30°   | Flood       | 600       | 2000       | 10       |
| 20   | 1000612             | FSV/FG, JDR/M12V-20W/BA/FL30/FG  | 1.89       | C-6      | 2900   | 30°   | Flood       | 600       | 2000       | 10       |
| 35   | 1000655             | GDX, JDR/M12V-35W/BA/NSP10       | 1.77       | C-6      | 2900   | 10°   | Narrow Spot | 4500      | 2000       | 10       |
| 35   | 1000656             | GDX/FG, JDR/M12V-35W/BA/NSP10/FG | 1.89       | C-6      | 2900   | 10°   | Narrow Spot | 4500      | 2000       | 10       |
| 35   | 1000657             | GDY, JDR/M12V-35W/BA/SP20        | 1.77       | C-6      | 3000   | 20°   | Spot        | 2100      | 2000       | 10       |
| 35   | 1000658             | GDY/FG, JDR/M12V-35W/BA/SP20/FG* | 1.89       | C-6      | 3000   | 20°   | Spot        | 2100      | 2000       | 10       |
| 35   | 1000659             | GDZ, JDR/M12V-35W/BA/FL30        | 1.77       | C-6      | 2950   | 30°   | Flood       | 1600      | 2000       | 10       |
| 35   | 1000660             | GDZ/FG, JDR/M12V-35W/BA/FL30/FG  | 1.89       | C-6      | 2950   | 30°   | Flood       | 1600      | 2000       | 10       |

\* Special Order Item

All dimensions shown in inches unless otherwise noted.



BA15d  
with front glass cover



**MR-11**

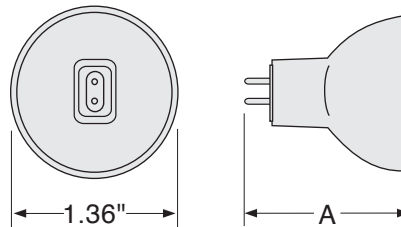
- Only for Use in Approved Halogen Fixtures
- 1.36 inch Diameter Dichroic Coating, Faceted Mirror Reflector
- Miniature 2-Pin Base - GZ4
- 12 & 24 Volts
- Available with Front Glass Cover (/FG)
- Universal Burn Position



| Watts                                  | Ushio Ordering Code | Ushio Lamp Description           | Dimensions | Color  | Beam  |             |           | Ave Life h | Case Qty |
|--|---------------------|----------------------------------|------------|--------|-------|-------------|-----------|------------|----------|
|  |                     |                                  | MOL (A)    | Temp K | Angle | Spread      | Max CP cd |            |          |
| <b>12V Miniature, 2-Pin Base – GZ4</b> |                     |                                  |            |        |       |             |           |            |          |
| 12                                     | 1000615             | FTA, JDR/M12V-12W/G/NSP9.5       | 1.38       | 2925   | 9.5°  | Narrow Spot | 2300      | 2000       | 10       |
| 12                                     | 1000616             | FTA/FG, JDR/M12V-12W/G/NSP9.5/FG | 1.61       | 2925   | 9.5°  | Narrow Spot | 2300      | 2000       | 10       |
| 20                                     | 1000617             | FTB, JDR/M12V-20W/G/SP10         | 1.38       | 2925   | 10°   | Spot        | 3000      | 2000       | 10       |
| 20                                     | 1000618             | FTB/FG, JDR/M12V-20W/G/SP10/FG   | 1.61       | 2925   | 10°   | Spot        | 3000      | 2000       | 10       |
| 20                                     | 1000619             | FTC, JDR/M12V-20W/G/SP17         | 1.38       | 2925   | 17°   | Spot        | 1400      | 2000       | 10       |
| 20                                     | 1000620             | FTC/FG, JDR/M12V-20W/G/SP17/FG   | 1.61       | 2925   | 17°   | Spot        | 1400      | 2000       | 10       |
| 20                                     | 1000621             | FTD, JDR/M12V-20W/G/FL30         | 1.38       | 2925   | 30°   | Flood       | 600       | 2000       | 10       |
| 20                                     | 1000622             | FTD/FG, JDR/M12V-20W/G/FL30/FG   | 1.61       | 2925   | 30°   | Flood       | 600       | 2000       | 10       |
| 35                                     | 1000623             | FTE, JDR/M12V-35W/G/SP12         | 1.38       | 2950   | 12°   | Spot        | 4800      | 2000       | 10       |
| 35                                     | 1000624             | FTE/FG, JDR/M12V-35W/G/SP12/FG   | 1.61       | 2950   | 12°   | Spot        | 4800      | 2000       | 10       |
| 35                                     | 1000625             | FTF, JDR/M12V-35W/G/SP20         | 1.38       | 2950   | 20°   | Spot        | 2400      | 2000       | 10       |
| 35                                     | 1000626             | FTF/FG, JDR/M12V-35W/G/SP20/FG   | 1.61       | 2950   | 20°   | Spot        | 2400      | 2000       | 10       |
| 35                                     | 1000627             | FTH, JDR/M12V-35W/G/FL30         | 1.38       | 2950   | 30°   | Flood       | 1300      | 2000       | 10       |
| 35                                     | 1000628             | FTH/FG, JDR/M12V-35W/G/FL30/FG   | 1.61       | 2950   | 30°   | Flood       | 1300      | 2000       | 10       |
| <b>24V Miniature, 2-Pin Base – GZ4</b> |                     |                                  |            |        |       |             |           |            |          |
| 20                                     | 1001002             | JDR/M24V-20W/SP12/FG             | 1.61       | 2925   | 12°   | Spot        | 2200      | 2000       | 10       |
| 20                                     | 1000999             | JDR/M24V-20W/SP19                | 1.38       | 2925   | 19°   | Spot        | 1150      | 2000       | 10       |
| 20                                     | 1001000             | JDR/M24V-20W/SP19/FG             | 1.61       | 2925   | 19°   | Spot        | 1150      | 2000       | 10       |
| 20                                     | 1001003             | JDR/M24V-20W/FL30                | 1.38       | 2925   | 30°   | Flood       | 500       | 2000       | 10       |
| 20                                     | 1001004             | JDR/M24V-20W/FL30/FG             | 1.61       | 2925   | 30°   | Flood       | 500       | 2000       | 10       |
| 35                                     | 1001007             | JDR/M24V-35W/SP13*               | 1.38       | 2925   | 13°   | Spot        | 2100      | 2000       | 10       |
| 35                                     | 1001008             | JDR/M24V-35W/SP13/FG             | 1.61       | 2925   | 13°   | Spot        | 2100      | 2000       | 10       |
| 35                                     | 1001005             | JDR/M24V-35W/SP19                | 1.38       | 2925   | 19°   | Spot        | 1700      | 2000       | 10       |
| 35                                     | 1001010             | JDR/M24V-35W/FL30/FG             | 1.61       | 2950   | 30°   | Flood       | 850       | 2000       | 10       |

\* Special Order Item

All dimensions shown in inches unless otherwise noted.



GZ4

