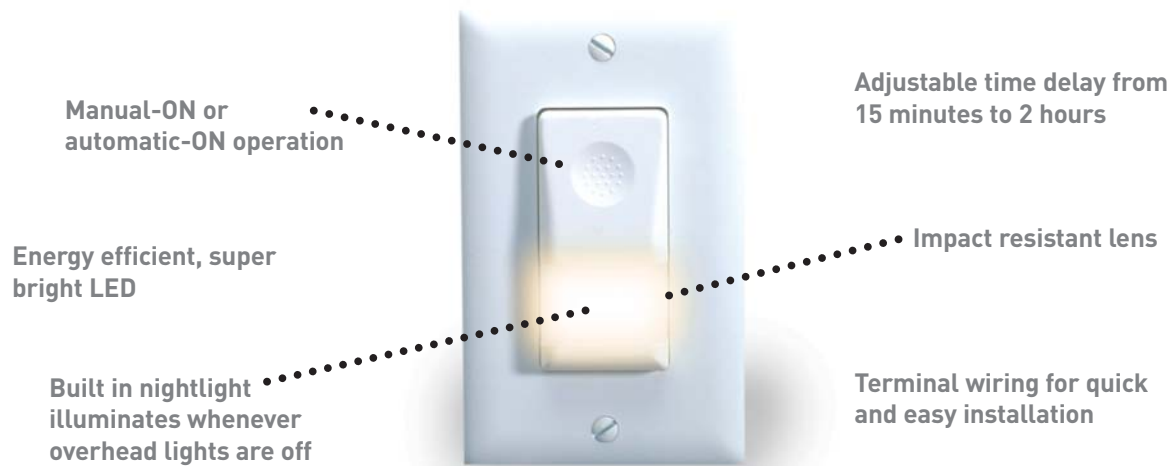


WN-100 Passive Infrared Nightlight Wall Switch Sensor



PROJECT

LOCATION/TYPE

Product Overview

Description

The WN-100 is a motion sensing wall switch and nightlight that controls lighting based on occupancy. The WN-100's nightlight remains on when lights are off, providing constant illumination and energy savings from reduced usage of overhead lighting.

Operation

The WN-100 uses passive infrared (PIR) technology to detect occupancy. Detection occurs when the WN-100 senses the difference between infrared energy from a human being in motion and the background space. The WN-100 is factory set to manual-ON operation, where users turn lights on by pressing the ON/OFF button. Because in many cases, the nightlight provides ample illumination, manual-ON operation eliminates the potential for unnecessary use of overhead lighting, maximizing energy savings. However, the WN-100 can be set to automatic-ON, where lights turn on automatically when the space is occupied. The WN-100 automatically turns lights off after a space becomes vacant and a preset time delay elapses.

Features

- Built-in nightlight illuminates room whenever overhead lights are off
- Energy efficient, super-bright amber LED saves energy and enhances occupant comfort
- Zero crossing circuitry reduces stress on the relay and results in increased sensor life
- Manual-ON or automatic-ON operation
- Convenient push button programming
- Adjustable time delay from 15 minutes to 2 hours
- Contractor-friendly terminal wiring eliminates the need for twist connectors, making installation quicker and easier
- Impact resistant hard lens and tamper resistant design helps prevent vandalism
- For safety, no leakage to load in the OFF mode

Nightlight

The WN-100 incorporates a unique nightlight that illuminates whenever lights are off. The nightlight uses LED technology which consumes only a marginal amount of energy. The nightlight provides a convenience to occupants who might otherwise leave lights on throughout the night. When necessary, the nightlight feature can be disabled.

Applications

Achieving bi-level lighting control greatly enhances energy savings in building areas such as offices and conference rooms. In addition, the sensor's hard lens enables it to be used in public spaces susceptible to vandalism, such as teachers' offices.

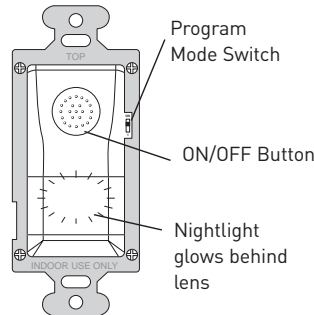


Specifications

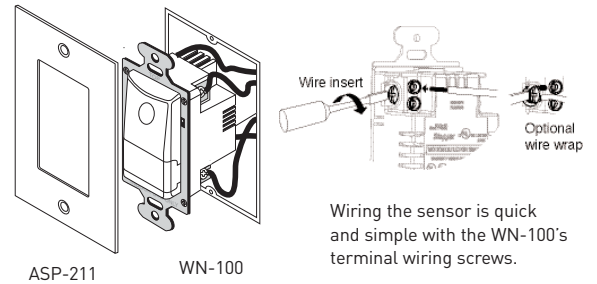
- 120 VAC, 60 Hz or 277 VAC, 60 Hz
- Coverage of 180°, maximum 300 ft² (28 m²)
- Compatible with 0-500 W (120 VAC) and 0-1200 W (277 VAC) incandescent, fluorescent and compact fluorescent loads
- Adjustable time delay of 15 minutes, 30 minutes, 1 hour and 2 hours
- 1.0 mm hard, poly IR 2 lens; 2 level lens for superior small movement detection
- Dimensions: 2.63" x 1.69" x 1.88" (67mm x 43mm x 49mm) L x W x D
- Five year warranty; UL and CUL listed

Controls & Installation

Product Controls



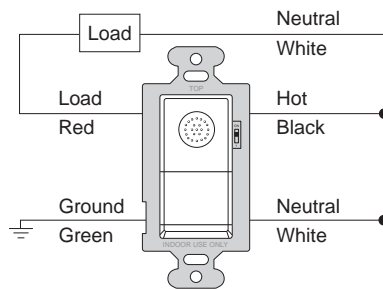
Installation & Wire Connections



Wiring the sensor is quick and simple with the WN-100's terminal wiring screws.

Wiring & Programming

Single Level Lighting



Programming

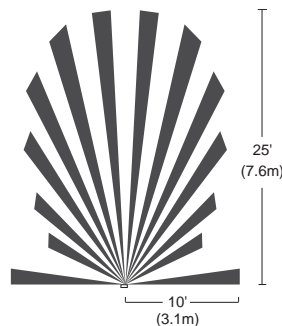
Mode Selections:

Flashes	Time Delay	Mode
⊙	1 hour *	Manual-On
⊙⊙	2 hours	Manual-On
⊙⊙⊙	30 minutes	Manual-On
⊙⊙⊙⊙	15 minutes	Manual-On
⊙⊙⊙⊙⊙	15 minutes	Automatic-On

* Factory default

The time delay for the WN is made via simple push button programming. In Program Mode, the LED (behind the lens) flashes to indicate the time delay setting.

Coverage



The WN-100 has a coverage range of 180 degrees and a maximum coverage area of 300 ft². To maintain its coverage capacity and optimally detect motion, the WN-100 must have a clear and unobstructed view of occupants.



Ordering Information

Catalog No.	Color	Voltage	Load Requirement	Coverage
<input type="checkbox"/> WN-100-120-W	White	120 VAC; 60 Hz	0-500W incandescent, fluorescent and compact fluorescent	180°, 300 ft ² (27.9 m ²)
<input type="checkbox"/> WN-100-120-A	Lt. Almond			
<input type="checkbox"/> WN-100-120-I	Ivory			
<input type="checkbox"/> WN-100-277-W	White	277 VAC; 60 Hz	0-1200W incandescent, fluorescent and compact fluorescent	
<input type="checkbox"/> WN-100-277-A	Lt. Almond			
<input type="checkbox"/> WN-100-277-I	Ivory			

One ASP-211 single-gang cover plate included. Order ASP-422 for blank cover plate for double-gang box, ASP-432 for cover plate for double-gang box with switch option (specify color).