
FRANCE

P5G-2E
P5CG-2E

Smart™ **Series**

P5CG-2E
High Power
Factor

P5G-2E
Normal Power
Factor



- ◆ **Primary Wiring Requirements of a Standard Transformer** - with the added safety of Secondary Ground Fault Protection.
- ◆ **Bypass Feature** - For easy troubleshooting of ground faults and primary wiring problems. Overrides the SCGFP for up to 30 minutes.
- ◆ **Diagnostic Circuits** - **"LED"** indicates the reason for service, allowing for quick, easy troubleshooting.
- ◆ **User Friendly** - Adapts to any grounding situation.
- ◆ **Secondary Circuit Ground Fault Protection** - (SCGFP) Disables unit upon detection of arcs to ground in compliance with **UL2161** and **NEC** requirements.
- ◆ ***Can be used in flashing/dimming applications.**



www.franceformer.com

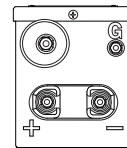
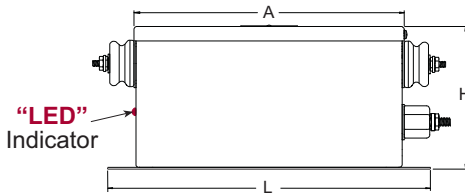
2268 Fairview Blvd PO Box 300 Fairview, TN 37062 voice 800-753-2753 fax 615-799-3199

NORMAL POWER FACTOR

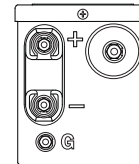
Catalog Number	VAC	Hz	Secondary		Primary VA	Input Amps	Wt. Lbs.	Case Dimensions					
			Volts	mA				L	W	H	A	B	C
15030 P5G-2E	120	60	15000	30	435	3.60	21	11.25	4.656	5.205	9.203	10.125	3.0
12030 P5G-2E	120	60	12000	30	380	3.15	18	11.25	4.656	5.205	9.203	10.125	3.0
10530 P5G-2E	120	60	10500	30	310	2.55	18	11.25	4.656	5.205	9.203	10.125	3.0
9030 P5G-2E	120	60	9000	30	285	2.35	13	10.00	3.700	4.890	8.375	9.000	2.0
7530 P5G-2E	120	60	7500	30	250	2.10	12	10.00	3.700	4.890	8.375	9.000	2.0
6030 P5G-2E	120	60	6000	30	200	1.65	12	10.00	3.700	4.890	8.375	9.000	2.0
5030 P5G-2E	120	60	5000	30	170	1.40	12	10.00	3.700	4.890	8.375	9.000	2.0
4030 P5G-2E	120	60	4000	30	140	1.15	11	10.00	3.700	4.890	8.375	9.000	2.0
15060 P5G-2E	120	60	15000	60	900	7.50	39	13.00	5.375	6.200	10.875	11.875	3.0
12060 P5G-2E	120	60	12000	60	720	6.00	37	13.00	5.375	6.200	10.875	11.875	3.0
9060 P5G-2E	120	60	9000	60	565	4.70	24	11.25	4.656	5.205	9.203	10.125	3.0
7560 P5G-2E	120	60	7500	60	460	3.85	21	11.25	4.656	5.205	9.203	10.125	3.0
6060 P5G-2E	120	60	6000	60	370	3.10	19	11.25	4.656	5.205	9.203	10.125	3.0
5060 P5G-2E	120	60	5000	60	310	2.60	18	11.25	4.656	5.205	9.203	10.125	3.0
4060 P5G-2E	120	60	4000	60	265	2.20	13	10.00	3.700	4.890	8.375	9.000	2.0
15030 P5G-2E	277	60	15000	30	425	1.55	21	11.25	4.656	5.205	9.203	10.125	3.0
12030 P5G-2E	277	60	12000	30	385	1.40	19	11.25	4.656	5.205	9.203	10.125	3.0
10530 P5G-2E	277	60	10500	30	310	1.15	19	11.25	4.656	5.205	9.203	10.125	3.0
9030 P5G-2E	277	60	9000	30	275	1.00	13	10.00	3.700	4.890	8.375	9.000	2.0
7530 P5G-2E	277	60	7500	30	235	.85	12	10.00	3.700	4.890	8.375	9.000	2.0
6030 P5G-2E	277	60	6000	30	190	.70	12	10.00	3.700	4.890	8.375	9.000	2.0
5030 P5G-2E	277	60	5000	30	160	.60	12	10.00	3.700	4.890	8.375	9.000	2.0
4030 P5G-2E	277	60	4000	30	130	.50	11	10.00	3.700	4.890	8.375	9.000	2.0
15060 P5G-2E	277	60	15000	60	940	3.40	39	13.00	5.375	6.200	10.875	11.875	3.0
12060 P5G-2E	277	60	12000	60	750	2.70	37	13.00	5.375	6.200	10.875	11.875	3.0
9060 P5G-2E	277	60	9000	60	560	2.05	24	11.25	4.656	5.205	9.203	10.125	3.0
7560 P5G-2E	277	60	7500	60	460	1.65	21	11.25	4.656	5.205	9.203	10.125	3.0
6060 P5G-2E	277	60	6000	60	385	1.41	20	11.25	4.656	5.205	9.203	10.125	3.0
5060 P5G-2E	277	60	5000	60	330	1.20	19	11.25	4.656	5.205	9.203	10.125	3.0
4060 P5G-2E	277	60	4000	60	240	0.87	13	10.00	3.700	4.890	8.375	9.000	2.0

HIGH POWER FACTOR

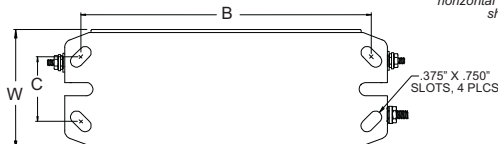
Catalog Number	VAC	Hz	Secondary		Primary VA	Input Amps	Wt. Lbs.	Case Dimensions					
			Volts	mA				L	W	H	A	B	C
15030 P5CG-2E	120	60	15000	30	240	2.00	26	11.25	4.656	6.062	9.203	10.125	3.0
12030 P5CG-2E	120	60	12000	30	190	1.60	25	11.25	4.656	6.062	9.203	10.125	3.0
10530 P5CG-2E	120	60	10500	30	170	1.40	21	11.25	4.150	5.580	9.203	10.125	3.0
9030 P5CG-2E	120	60	9000	30	145	1.20	19	11.25	4.150	5.580	9.203	10.125	3.0
7530 P5CG-2E	120	60	7500	30	120	1.00	19	11.25	4.150	5.580	9.203	10.125	3.0
15060 P5CG-2E	120	60	15000	60	495	4.15	39	13.00	5.375	6.200	10.875	11.875	3.0
12060 P5CG-2E	120	60	12000	60	400	3.35	37	13.00	5.375	6.200	10.875	11.875	3.0
9060 P5CG-2E	120	60	9000	60	300	2.50	26	11.25	4.656	6.062	9.203	10.125	3.0
7560 P5CG-2E	120	60	7500	60	240	2.00	26	11.25	4.656	6.062	9.203	10.125	3.0
6060 P5CG-2E	120	60	6000	60	190	1.60	26	11.25	4.656	6.062	9.203	10.125	3.0
5060 P5CG-2E	120	60	5000	60	170	1.40	21	11.25	4.150	5.580	9.203	10.125	3.0
4060 P5CG-2E	120	60	4000	60	145	1.20	21	11.25	4.150	5.580	9.203	10.125	3.0



The 9030 P5G-2E & 7530 P5G-2E has horizontal mounting of primary bushing as shown in diagram above.



This end view of primary bushing is applicable to all units except the 9030 P5G-2E & 7530 P5G-2E.



- * UL does not have listing requirements for transformers that are remotely dimmed or flashed.
- * High Power Factor Models may not be dimmed.