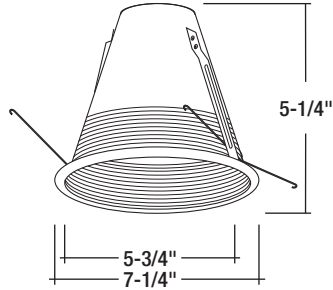


**NTM-713**  
**Air-Tight Aluminum Baffle Cone**  
**with White Flange**

Type
Project
Catalog No.
Lamp/Wattage

**TRIM DIMENSIONS**



Trim OD: 7-1/4"  
 Aperture: 5-3/4"  
 Height: 5-1/4"

**FEATURES**

**Trim**

Precision spun 0.040 aluminum baffle with deep grooves to reduce aperture glare and white flange.

**Mounting**

Trim includes two "V" torsion springs to mount trim securely to housing. Replacement "V" torsion springs are available (NRA-86). Socket can be mounted directly to trim without bracket.

**Compatible Housings**

NTM-713 is compatible with Line Voltage housings. See individual specification sheets for more information.

**Lamp**

**Line Voltage**

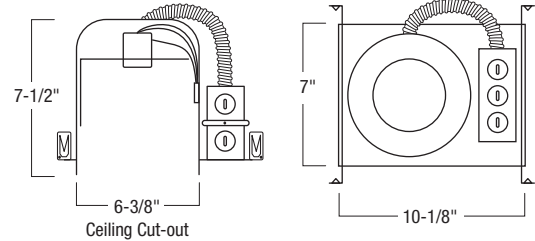
100W BR40/PAR38 Maximum (NHIC-17QAT; NHIC-17QNBAT; NHIC-17/100DWQA; NHR-26Q; NHRIC-17QAT; NHRIC-17QNBAT)  
 150W BR40/PAR38 Maximum (NH-26Q; NH-26QNB; NHR-26Q)

**Labels and Listings**

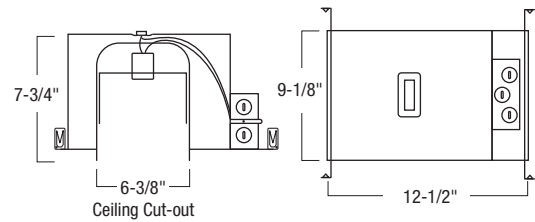
cULus Listed for Damp Location when used with compatible housing

**HOUSING DIMENSIONS**

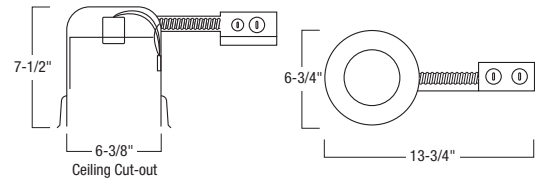
NH-26Q / NH-26QNB / NHIC-17QAT / NHIC-17QNBAT



NHIC-17/100DWQA



NHR-26Q / NHRIC-17QAT / NHRIC-17QNBAT



**Air-Tight Aluminum Baffle Cone with White Flange**

- NTM-713BAL: Black Air-Tight Aluminum Baffle Cone with White Flange
- NTM-713WAL: White Air-Tight Aluminum Baffle Cone with White Flange

**Compatible Housings**

LINE VOLTAGE			
Item Number	Installation Type	Lamp	Dimensions
<input type="checkbox"/> NH-26Q	Non-IC New Construction	150W Max.	W: 7" L: 10-1/8" H: 7-1/2"
<input type="checkbox"/> NH-26QNB	Non-IC New Construction	150W Max.	W: 7" L: 10-1/8" H: 7-1/2"
<input type="checkbox"/> NHIC-17/100DWQA	IC Double Wall Air-Tight NC	100W Max.	W: 9-1/8" L: 12-1/2" H: 7-3/4"
<input type="checkbox"/> NHIC-17QAT	IC Air-Tight New Construction	100W Max.	W: 7" L: 10-1/8" H: 7-1/2"
<input type="checkbox"/> NHIC-17QNBAT	IC Air-Tight New Construction	100W Max.	W: 7" L: 10-1/8" H: 7-1/2"
<input type="checkbox"/> NHR-26Q	Non-IC Remodel	150W Max.	W: 6-3/4" L: 13-3/4" H: 7-1/2"
<input type="checkbox"/> NHRIC-17QAT	IC Air-Tight Remodel	100W Max.	W: 6-3/4" L: 13-3/4" H: 7-1/2"
<input type="checkbox"/> NHRIC-17QNBAT	IC Air-Tight Remodel	150W Max.	W: 6-3/4" L: 13-3/4" H: 7-1/2"