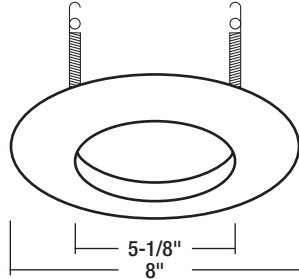


**NT-40 / NT-41 / NT-42 / NT-43  
BR40/PAR38 Open Metal Trim**

Type
Project
Catalog No.
Lamp/Wattage

**TRIM DIMENSIONS**



Trim OD: 8"  
Aperture: 5-1/8"

**FEATURES**

**Trim**  
Metal trim with 5-1/8" open center.

**Mounting**  
Trim includes two coil springs that clip and securely hold the trim into the housing when installed. Replacement coil springs are available (NRA-22).

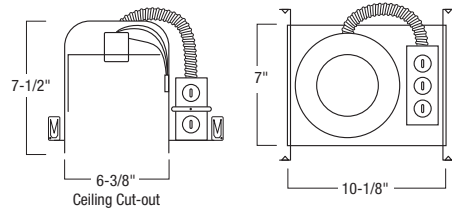
**Compatible Housings**  
Compatible with Line Voltage housings.  
See individual specification sheets for more information.

**Lamp**  
**Line Voltage**  
100W BR40/PAR38 Max. (NHIC-17/100DWQA)  
150W BR40/PAR38 Max. (NH-26Q; NH-27Q; NHR-26Q; NHR-27Q)

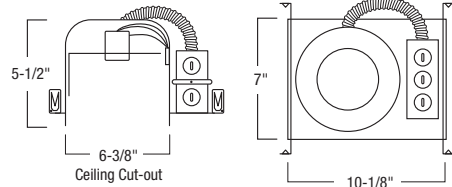
**Labels and Listings**  
cULus Listed for Damp Location when used with compatible housing

**HOUSING DIMENSIONS**

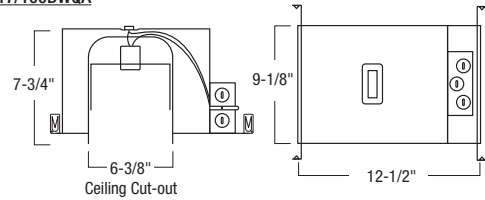
**NH-26Q**



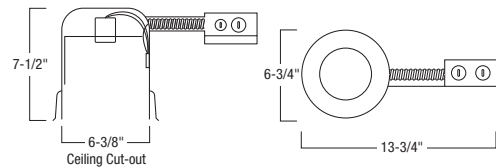
**NH-27Q**



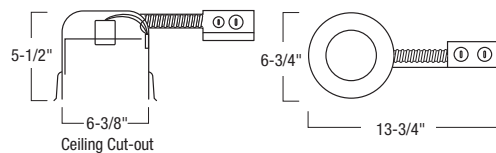
**NHIC-17/100DWQA**



**NHR-26Q**



**NHR-27Q**



**BR40/PAR38 Open Metal Trim**

- NT-40: BR40/PAR38 White Open Metal Trim
- NT-40N: BR40/PAR38 Natural Metal Open Metal Trim
- NT-41: BR40/PAR38 Gold Open Metal Trim
- NT-42: BR40/PAR38 Chrome Open Metal Trim
- NT-43: BR40/PAR38 Black Open Metal Trim

**Compatible Housings**

LINE VOLTAGE		
Item Number	Installation Type	Dimensions
<input type="checkbox"/> NH-26Q	Non-IC New Construction	W: 7" L: 10-1/8" H: 7-1/2"
<input type="checkbox"/> NH-27Q	Non-IC Shallow New Construction	W: 7" L: 10-1/8" H: 5-1/2"
<input type="checkbox"/> NHIC-17/100DWQA	IC Double Wall Air-Tight New Construction	W: 9-1/8" L: 12-1/2" H: 7-3/4"
<input type="checkbox"/> NHR-26Q	Non-IC Remodel Housing	W: 6-3/4" L: 13-3/4" H: 7-1/2"
<input type="checkbox"/> NHR-27Q	Non-IC Shallow Remodel Housing	W: 6-3/4" L: 13-3/4" H: 5-1/2"