

LED Series

TR3 Triad 30° Area Light



TR3

Housing:

Die Cast Aluminum Housing with Integral Heat Sinks for Cooler Operating Temperatures. UV-Resistant DuPont Powdercoat Paint Over a Chromate Conversion Coating for Added Durability. Stainless Steel Fasteners and Formed Silicone Gaskets.

Mounting:

Pole Mount with 6" Extruded Mounting Arm.

LG LED Module:

Luminous Flux: See Chart
 CRI: 80+, CCT: 4000K, 5700K or 6500K
 Operating Temperature: -40 ~ 50°C
 50,000 Hours
 Module has IP67 Rating
 RoHS Compliant
 R9: -0.9

Wattage:

LED: 1 x 9 or 12w; 2 x 9 or 12w; 3 x 9 or 12w;
 4 x 9 or 12w

Driver:

Electronic Driver, 120-277V, 50/60Hz
 Power Factor: .90
 Input Current: 0.69A@120VAC
 Current: .53mA
 THD: ≤20%
 System Wattage: 13.6w per Module

Listing & Ratings:

CSA: Listed for Wet Locations

Options:

Dimmable Driver
 2.5KV Surge Protection

Custom Colors Available Upon Request.

TR3 Triad 30° Area Light

Catalog #

Description

Complete Units

Ordering Information

Example: TR3LF4X12U4KZEM6SP

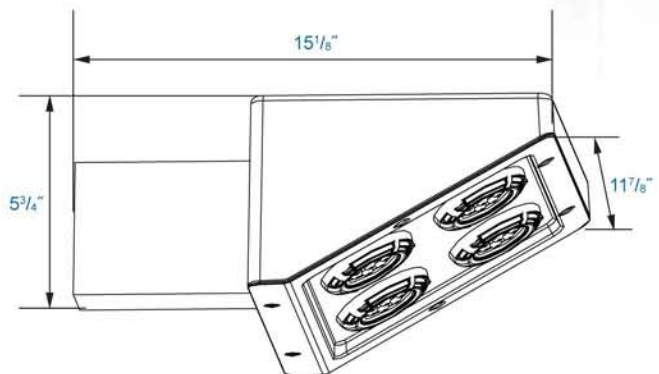
TR3	Model:	TR3
L	LED Mfr:	L=LG Innotek
F	Optics:	C=Type III, F=Medium Beam Spread
4X	Number of Modules:	1X=One, 2X=Two, 3X=Three, 4X=Four
12	Wattage:	9=9w, 12=12w
U	Ballast:	U=120-277V
4K	Color Temp:	4K=4000K, 57K=5700K, 65K=6500K
Z	Color:	Z=Bronze
EM6	Mounting:	EM6*=6" Aluminum Extruded Mounting Arm, *Specify Mounting: R=Round Pole, AS=15° Angled Arm for Square Poles, AR=15° Angled Arm for Round Poles
SP	Options:	SF=Single Fuse, DF=Double Fuse, SP=Surge Protection

LD

Total Luminous Flux per Module

CCT		Optic Type					
		C		F		I	
		12w	9w	12w	9w	12w	9w
6500K	1288	850	1345	888	1296	856	
	1288	850	1345	888	1296	856	
	1076	710	1100	726	1088	718	

DIMENSIONS




TR3

LED Series

TR3 Triad 30° Area Light

Catalog #	Description
FLEM6*	6" Aluminum Extruded Mounting Arm, Bronze, Gasket & Hardware. Fits Square Poles.
FLEMWM	Heavy-duty Steel Wall Bracket for FLEM Mounting Arms, Bronze Powdercoat Finish.
PTASUNV	Square Pole Tenon Adaptor Allows Installation of up to 4 Fixtures, Fits 2 3/8" Diameter Vertical Tenon, Bronze Finish. Use FLEMs.

*Specify Mounting: R=Round Pole, AS=15° Angled Arm for Square Poles, AR=15° Angled Arm for Round Poles




FLEM6



FLEMWM



PTASUNV



TR3LF4X12

LD

PHOTOMETRICS

LD-34