

## LED Series

### TR3 Triad 30° Area Light



TR3

#### Housing:

Die Cast Aluminum Housing with Integral Heat Sinks for Cooler Operating Temperatures. UV-Resistant DuPont Powdercoat Paint Over a Chromate Conversion Coating for Added Durability. Stainless Steel Fasteners and Formed Silicone Gaskets.

#### Mounting:

Pole Mount with 6" Extruded Mounting Arm.

#### LG LED Module:

Luminous Flux: See Chart  
 CRI: 80+, CCT: 4000K, 5700K or 6500K  
 Operating Temperature: -40 ~ 50°C  
 50,000 Hours  
 Module has IP67 Rating  
 RoHS Compliant  
 R9: -0.9

#### Wattage:

LED: 1 x 9 or 12w; 2 x 9 or 12w; 3 x 9 or 12w;  
 4 x 9 or 12w

#### Driver:

Electronic Driver, 120-277V, 50/60Hz  
 Power Factor: .90  
 Input Current: 0.69A@120VAC  
 Current: .53mA  
 THD: ≤20%  
 System Wattage: 13.6w per Module

#### Listing & Ratings:

CSA: Listed for Wet Locations

#### Options:

Dimmable Driver  
 2.5KV Surge Protection

Custom Colors Available Upon Request.

### TR3 Triad 30° Area Light

Catalog #

Description

Complete Units

Ordering Information

Example: TR3LF4X12U4KZEM6SP

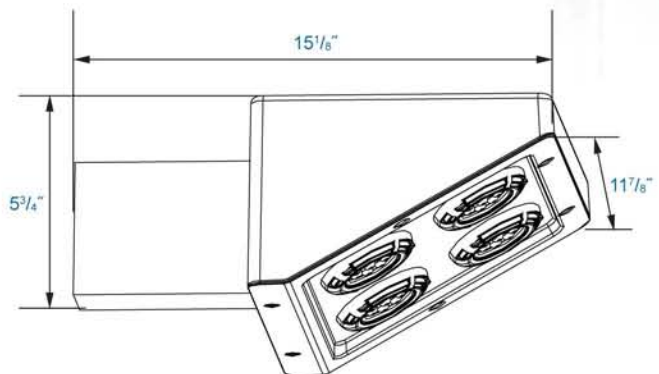
TR3	Model:	TR3
L	LED Mfr:	L=LG Innotek
F	Optics:	C=Type III, F=Medium Beam Spread
4X	Number of Modules:	1X=One, 2X=Two, 3X=Three, 4X=Four
12	Wattage:	9=9w, 12=12w
U	Ballast:	U=120-277V
4K	Color Temp:	4K=4000K, 57K=5700K, 65K=6500K
Z	Color:	Z=Bronze
EM6	Mounting:	EM6*=6" Aluminum Extruded Mounting Arm, *Specify Mounting: R=Round Pole, AS=15° Angled Arm for Square Poles, AR=15° Angled Arm for Round Poles
SP	Options:	SF=Single Fuse, DF=Double Fuse, SP=Surge Protection

LD

#### Total Luminous Flux per Module

CCT		Optic Type					
		C		F		I	
		12w	9w	12w	9w	12w	9w
6500K	1288	850	1345	888	1296	856	
	1288	850	1345	888	1296	856	
	1076	710	1100	726	1088	718	

DIMENSIONS




TR3

## LED Series

### TR3 Triad 30° Area Light

Catalog #	Description
FLEM6*	6" Aluminum Extruded Mounting Arm, Bronze, Gasket & Hardware. Fits Square Poles.
FLEMWM	Heavy-duty Steel Wall Bracket for FLEM Mounting Arms, Bronze Powdercoat Finish.
PTASUNV	Square Pole Tenon Adaptor Allows Installation of up to 4 Fixtures, Fits 2 3/8" Diameter Vertical Tenon, Bronze Finish. Use FLEMs.

\*Specify Mounting: R=Round Pole, AS=15° Angled Arm for Square Poles, AR=15° Angled Arm for Round Poles




FLEM6



FLEMWM



PTASUNV



TR3LF4X12

LD

PHOTOMETRICS

LD-34