

Project:	Toshiba Lamp:
Type:	Notes:

Ordering Information

Ordering Code	Input Voltage (VAC)	Lamp Shape	Base Type	CCT ¹	Initial Lumens (lm) ²	Beam Angle	Wattage (W)	Lamp Efficacy (lm/W)	Rated Life (hrs) ³	CBCP (cd)	CRI	Power Factor	Equivalency ⁴	Lamp Weight lb (g)	ENERGY STAR
16P38/27KSP-T	120	PAR38	E26	2700K	910	10°	16.0	56.9	40,000	14200	81	0.95	75W Halogen	1.16 (526)	Testing
16P38/27KNF-T	120	PAR38	E26	2700K	970	25°	16.0	60.6	40,000	3400	81	0.95	75W Halogen	1.16 (526)	Testing
16P38/27KFL-T	120	PAR38	E26	2700K	970	35°	16.0	60.6	40,000	1800	81	0.95	75W Halogen	1.16 (526)	Testing
18P38/27LNF-T	120	PAR38	E26	2700K	1150	25°	18.0	63.9	40,000	4240	81	0.94	90W Halogen	1.27 (577)	Testing
18P38/27LFL-T	120	PAR38	E26	2700K	1150	35°	18.0	63.9	40,000	2750	81	0.94	100W Halogen	1.27 (577)	Testing
16P38/30KSP-T	120	PAR38	E26	3000K	920	10°	16.0	57.5	40,000	14350	81	0.95	75W Halogen	1.16 (526)	Testing
16P38/30KNF-T	120	PAR38	E26	3000K	1000	25°	16.0	62.5	40,000	3500	81	0.95	75W Halogen	1.16 (526)	Testing
16P38/30KFL-T	120	PAR38	E26	3000K	1000	35°	16.0	62.5	40,000	1900	81	0.95	80W Halogen	1.16 (526)	Testing
18P38/30LNF-T	120	PAR38	E26	3000K	1200	25°	18.0	66.7	40,000	4400	81	0.94	90W Halogen	1.27 (577)	Testing
18P38/30LFL-T	120	PAR38	E26	3000K	1200	35°	18.0	66.7	40,000	2860	81	0.94	100W Halogen	1.27 (577)	Testing
16P38/40KSP-T	120	PAR38	E26	4000K	940	10°	16.0	58.8	40,000	14600	81	0.95	75W Halogen	1.16 (526)	Testing
16P38/40KNF-T	120	PAR38	E26	4000K	1000	25°	16.0	62.5	40,000	3500	81	0.95	75W Halogen	1.16 (526)	Testing
16P38/40KFL-T	120	PAR38	E26	4000K	1000	35°	16.0	62.5	40,000	1900	81	0.95	80W Halogen	1.16 (526)	Testing
18P38/40LNF-T	120	PAR38	E26	4000K	1200	25°	18.0	66.7	40,000	4600	81	0.94	90W Halogen	1.27 (577)	Testing
18P38/40LFL-T	120	PAR38	E26	4000K	1200	35°	18.0	66.7	40,000	2990	81	0.94	110W Halogen	1.27 (577)	Testing

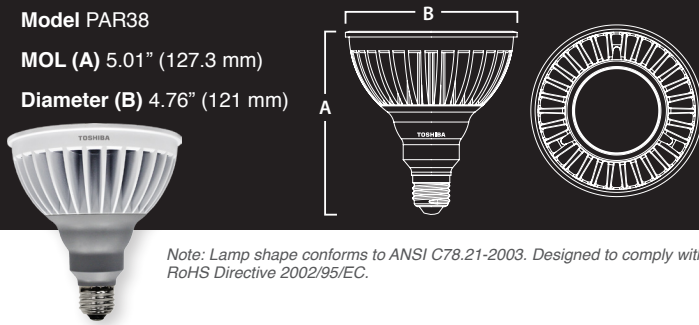
- CCT Range complies to ANSI C78.377-2008.
- Thermally stable typical lumens (± 10%)
- Rated life is based on 70% lumen maintenance and engineering testing and probability analysis; life hours per ENERGY STAR® may vary.
- Equivalency based on the ENERGY STAR® Integral LED Lamp Center Beam Intensity Benchmark Tool.

Note: All information consistent with IESNA LM-80-08 results and IESNA LM-79-08 testing completed by a qualified third party facility. All lamps meet ENERGY STAR Integral LED Lamp requirements and will be submitted for testing. Five-year warranty based on 12 hr/day usage. Toshiba LED Lighting Systems Division reserves the right to make changes and/or improvements in designs and/or dimensions without notice or obligation.



Dimensions

Model PAR38
MOL (A) 5.01" (127.3 mm)
Diameter (B) 4.76" (121 mm)



Note: Lamp shape conforms to ANSI C78.21-2003. Designed to comply with RoHS Directive 2002/95/EC.

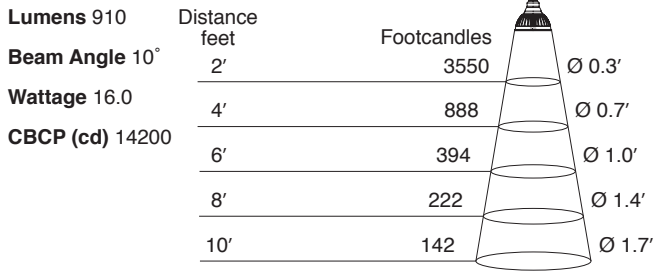
Energy Savings

Ordering Code	50W Halogen	65W Halogen	75W Halogen	90W Halogen
16P38/30KNF-T	\$149.60	\$215.60	\$259.60	—
18P38/30LNF-T	—	\$206.80	\$250.80	\$316.80

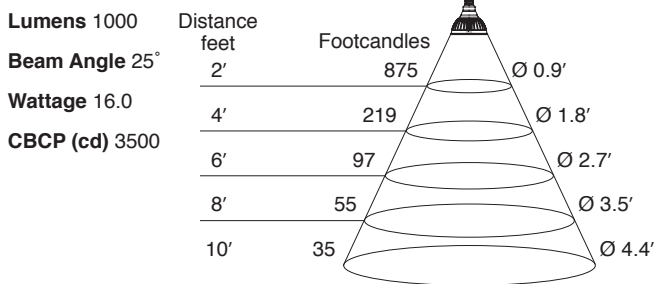
Note: Energy savings based on using one bulb for 40,000 hr rated life at 11¢/kWh. Does not include maintenance and replacement lamp savings.

Project:	Toshiba Lamp:
Type:	Notes:

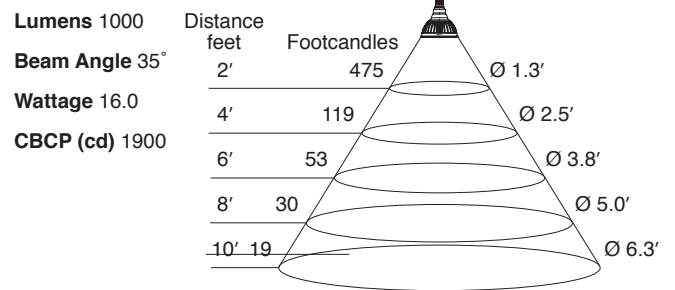
16P38/27KSP-T



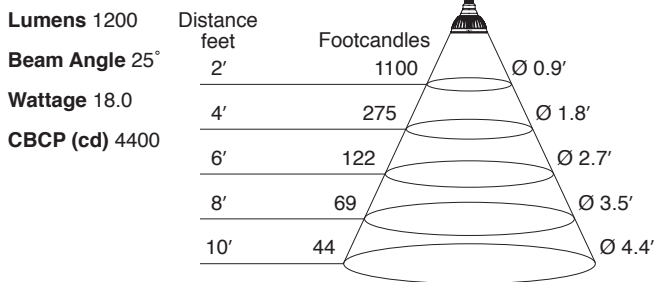
16P38/30KNF-T



16P38/27KFL-T



18P38/30LNF-T



18P38/30LFL-T

