

| | |
|----------|---------------|
| Project: | Toshiba Lamp: |
| Type: | Notes: |

PAR38

Ordering Information

| Ordering Code | Input Voltage (VAC) | Lamp Shape | Base Type | CCT ¹ | Initial Lumens (lm) ² | Beam Angle | Wattage (W) | Lamp Efficacy (lm/W) | Rated Life (hrs) ³ | CBCP (cd) | CRI | Power Factor | Equivalency ⁴ | Lamp Weight lb (g) | ENERGY STAR |
|---------------|---------------------|------------|-----------|------------------|----------------------------------|------------|-------------|----------------------|-------------------------------|-----------|-----|--------------|--------------------------|--------------------|-------------|
| 16P38/27KSP-T | 120 | PAR38 | E26 | 2700K | 910 | 10° | 16.0 | 56.9 | 40,000 | 14200 | 81 | 0.95 | 75W Halogen | 1.16 (526) | Testing |
| 16P38/27KNF-T | 120 | PAR38 | E26 | 2700K | 970 | 25° | 16.0 | 60.6 | 40,000 | 3400 | 81 | 0.95 | 75W Halogen | 1.16 (526) | Testing |
| 16P38/27KFL-T | 120 | PAR38 | E26 | 2700K | 970 | 35° | 16.0 | 60.6 | 40,000 | 1800 | 81 | 0.95 | 75W Halogen | 1.16 (526) | Testing |
| 18P38/27LNF-T | 120 | PAR38 | E26 | 2700K | 1150 | 25° | 18.0 | 63.9 | 40,000 | 4240 | 81 | 0.94 | 90W Halogen | 1.27 (577) | Testing |
| 18P38/27LFL-T | 120 | PAR38 | E26 | 2700K | 1150 | 35° | 18.0 | 63.9 | 40,000 | 2750 | 81 | 0.94 | 100W Halogen | 1.27 (577) | Testing |
| 16P38/30KSP-T | 120 | PAR38 | E26 | 3000K | 920 | 10° | 16.0 | 57.5 | 40,000 | 14350 | 81 | 0.95 | 75W Halogen | 1.16 (526) | Testing |
| 16P38/30KNF-T | 120 | PAR38 | E26 | 3000K | 1000 | 25° | 16.0 | 62.5 | 40,000 | 3500 | 81 | 0.95 | 75W Halogen | 1.16 (526) | Testing |
| 16P38/30KFL-T | 120 | PAR38 | E26 | 3000K | 1000 | 35° | 16.0 | 62.5 | 40,000 | 1900 | 81 | 0.95 | 80W Halogen | 1.16 (526) | Testing |
| 18P38/30LNF-T | 120 | PAR38 | E26 | 3000K | 1200 | 25° | 18.0 | 66.7 | 40,000 | 4400 | 81 | 0.94 | 90W Halogen | 1.27 (577) | Testing |
| 18P38/30LFL-T | 120 | PAR38 | E26 | 3000K | 1200 | 35° | 18.0 | 66.7 | 40,000 | 2860 | 81 | 0.94 | 100W Halogen | 1.27 (577) | Testing |
| 16P38/40KSP-T | 120 | PAR38 | E26 | 4000K | 940 | 10° | 16.0 | 58.8 | 40,000 | 14600 | 81 | 0.95 | 75W Halogen | 1.16 (526) | Testing |
| 16P38/40KNF-T | 120 | PAR38 | E26 | 4000K | 1000 | 25° | 16.0 | 62.5 | 40,000 | 3500 | 81 | 0.95 | 75W Halogen | 1.16 (526) | Testing |
| 16P38/40KFL-T | 120 | PAR38 | E26 | 4000K | 1000 | 35° | 16.0 | 62.5 | 40,000 | 1900 | 81 | 0.95 | 80W Halogen | 1.16 (526) | Testing |
| 18P38/40LNF-T | 120 | PAR38 | E26 | 4000K | 1200 | 25° | 18.0 | 66.7 | 40,000 | 4600 | 81 | 0.94 | 90W Halogen | 1.27 (577) | Testing |
| 18P38/40LFL-T | 120 | PAR38 | E26 | 4000K | 1200 | 35° | 18.0 | 66.7 | 40,000 | 2990 | 81 | 0.94 | 110W Halogen | 1.27 (577) | Testing |

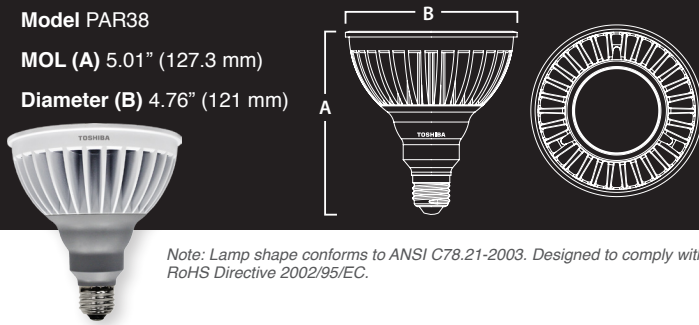
- CCT Range complies to ANSI C78.377-2008.
- Thermally stable typical lumens (± 10%)
- Rated life is based on 70% lumen maintenance and engineering testing and probability analysis; life hours per ENERGY STAR® may vary.
- Equivalency based on the ENERGY STAR® Integral LED Lamp Center Beam Intensity Benchmark Tool.

Note: All information consistent with IESNA LM-80-08 results and IESNA LM-79-08 testing completed by a qualified third party facility. All lamps meet ENERGY STAR Integral LED Lamp requirements and will be submitted for testing. Five-year warranty based on 12 hr/day usage. Toshiba LED Lighting Systems Division reserves the right to make changes and/or improvements in designs and/or dimensions without notice or obligation.



Dimensions

Model PAR38
MOL (A) 5.01" (127.3 mm)
Diameter (B) 4.76" (121 mm)



Note: Lamp shape conforms to ANSI C78.21-2003. Designed to comply with RoHS Directive 2002/95/EC.

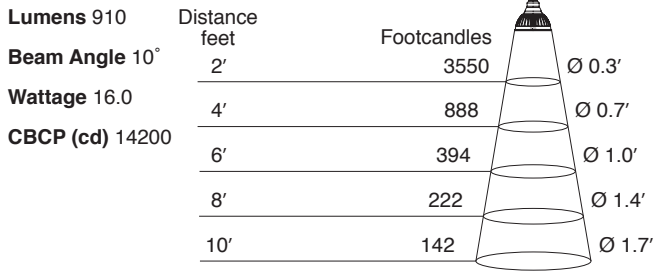
Energy Savings

| Ordering Code | 50W Halogen | 65W Halogen | 75W Halogen | 90W Halogen |
|---------------|-------------|-------------|-------------|-------------|
| 16P38/30KNF-T | \$149.60 | \$215.60 | \$259.60 | — |
| 18P38/30LNF-T | — | \$206.80 | \$250.80 | \$316.80 |

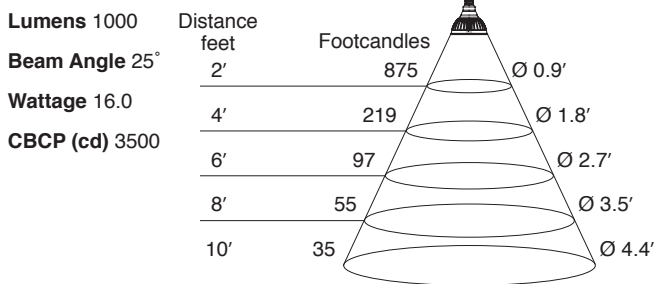
Note: Energy savings based on using one bulb for 40,000 hr rated life at 11¢/kWh. Does not include maintenance and replacement lamp savings.

| | |
|----------|---------------|
| Project: | Toshiba Lamp: |
| Type: | Notes: |

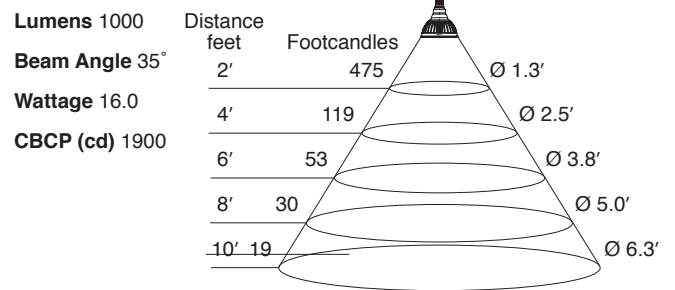
16P38/27KSP-T



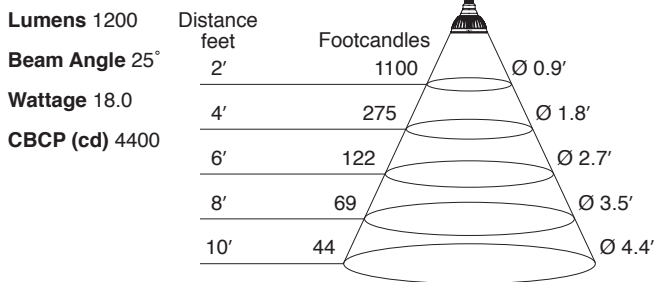
16P38/30KNF-T



16P38/27KFL-T



18P38/30LNF-T



18P38/30LFL-T

