

SORAA® PREMIUM 2 LED MR16 3000K 12VAC 10-12W



Narrow Flood and Flood



Narrow Spot



RoHS

OUTPUT	1600-7700 CBCP, 500-600 Lumens
BEAM	10°, 20°, 25°, 36°
COLOR	CCT: 3000K CRI>80, R9>0
APPLICATION	Halogen replacement for indoor applications

PERFORMANCE

CBCP matches standard halogen lamps
Single light source
Single crisp shadow
Dimmable to 20%
Power Factor: 0.93
12V (10.8 min, 13.2 max)

COLOR

CCT: 3000K
CRI>80, R9>0
White point accuracy within 3 SDCM
Rich saturated color rendering
Excellent color stability

OPTIMIZED FORM

ANSI standard MR16 form factor:
1.96" (50mm) W x 1.86" (47.6mm) H
Compatible with standard fixtures
Weight: 40g
Proprietary fanless aluminum design
provides superior thermal dissipation

HIGHLY COMPATIBLE

Works with magnetic and electronic
transformers and dimmers (see complete
list at www.soraa.com)
UL and CUL listed for use with 12VAC NEC
Class 1 and Class 2 systems

SPECIFICATIONS*

Reference Number	Product Code	Beam	Field	CBCP	Watts	Halogen Equivalent**	Lumens
MR16-65-B01-12-830-10	00265	10°	20°	7700	10	65W	500 (50 lm/W)
MR16-75-B01-12-830-20	00233	20°	38°	3800	11.5	75W	600 (52.6 lm/W)
MR16-75-B01-12-830-25	00241	25°	42°	3440	11.5	75W	600 (52.6 lm/W)
MR16-75-B01-12-830-36	00249	36°	60°	1600	11.5	75W	600 (52.6 lm/W)

* at stable operating conditions in well ventilated fixtures (25°C ambient) **Energy Star Minimum

LONG LIFE, LOW MAINTENANCE

Life of 35,000 hours
Three year warranty

ENERGY EFFICIENT

Saves over 85% of energy compared to
standard halogen lamps
Typical payback of one year or less

INTENDED USE AND APPLICATIONS

LED retrofit lamp to replace 12VAC
halogen MR16 lamps in recessed
downlights, track lighting, and other
indoor applications

Not recommended for use in fixtures
with glass lenses, fully sealed fixtures, or
unventilated fixtures less than 3"L x 3"W
x 3"H

Not for use in Emergency Fixtures or Exit
Signs

Operating Temperature: Minimum-40°C
(ambient); Typical: 80-110°C (base);
Maximum: 120°C (base)

Soraa lamps are designed to safely turn
down in any thermal environment not
conductive to minimum airflow or proper
ventilation

CERTIFICATIONS

UL, CUL for 12VAC NEC Class 1 and Class
2 systems, FCC 47 CFR Part 15 and Part 18
(EMI), RoHS, CE, C-tick

12VAC



3000K

CRI
>80



DIM



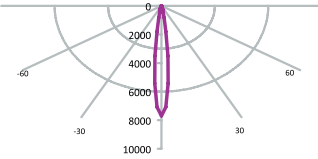
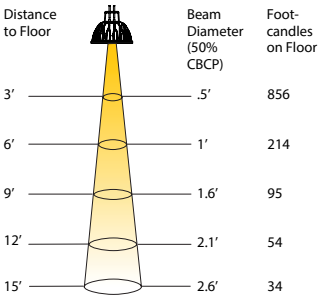
Form Factor | Base | Voltage | CRI | CCT | Beam
MR16 - 75 - B01 - 12 - 830 - 25

The diagram at left shows how to read the
different components of the reference num-
ber. Base type B01 refers to the GU 5.3 base.

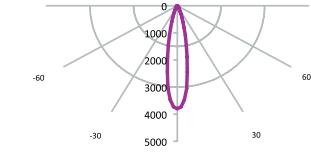
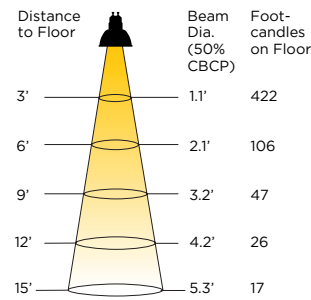
SORAA PREMIUM 2 LED MR16 3000K 12VAC 10-12W

PHOTOMETRICS

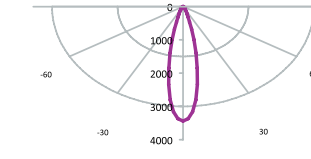
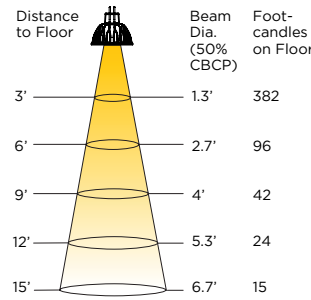
Narrow Spot - 10°



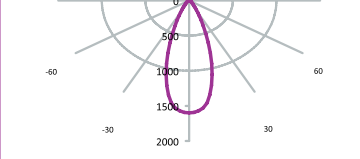
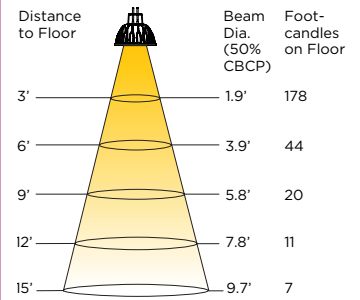
Narrow Flood- 20°



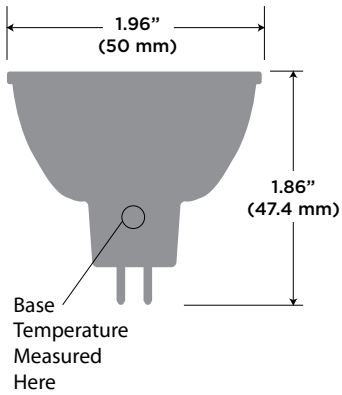
Narrow Flood -25°



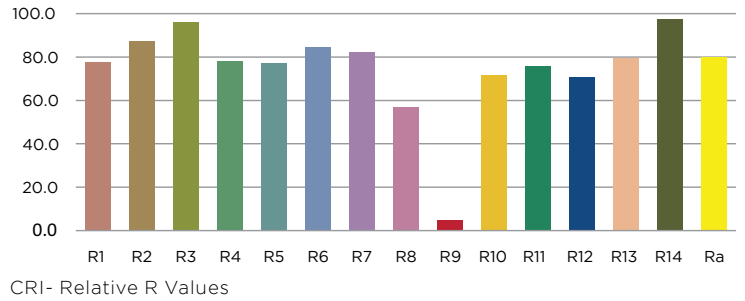
Flood -36°



DIMENSIONS



COLOR RENDERING



SAFETY NOTE ON HEAT

Soraa's unique LED technology allows its lamps to operate effectively and efficiently at higher temperatures than other LED lamps, resulting in more light output per diode. Although Soraa's lamps operate at cooler temperatures than halogen lamps, it is recommended that gloves be worn when handling bare lamps that have been energized.

TRANSFORMER/DIMMER COMPATIBILITY

Dimmable to 20% or lower, depending on dimmer. Complete transformer and dimmer compatibility information available at www.soraa.com.