

iGU™-10

Fixed Wattage



iGU™-10

220~



2700K

3000K

4300K



PRODUCT SUMMARY

- Fixed Wattage
- Dimmable
- 3 Color Temperatures
- Proprietary CrimpFin™ Heatsink Design
- 50,000 hour life, 5 year warranty
- Halogen MR form factor (ANSI compliant)
- No UV or IR radiation
- Voltage: 220VAC
- Socket Type: GU-10 Base
- Environment: Dry
- Length: 2.1 in, 53 mm
- Diameter: 2 in, 50 mm
- Weight: 1.8 oz, 50 g

The iGU™-10 lamps from MSi are fixed wattage LED replacement bulbs with the light output of halogen sources. The lamps bring the innovation and experience from multiple engineering disciplines to deliver a solution that is optimal for commercial, retail and residential applications.



| Catalog# | Power | CCT (K) | CRI | Beam Spread | FWHM | Lumens | CBCP |
|-------------|-------|---------|-----|-------------|------|--------|-------|
| iGU1027232D | 5 W | 2700 | 83 | 30° | 23° | 270 | 1,210 |
| iGU1027322D | | | 83 | 45° | 32° | | 715 |
| iGU1027442D | | | 83 | 60° | 44° | | 440 |
| iGU1027602D | | | 83 | 80° | 60° | | 270 |
| iGU1030232D | 5 W | 3000 | 83 | 30° | 23° | 300 | 1,310 |
| iGU1030322D | | | 83 | 45° | 32° | | 775 |
| iGU1030442D | | | 83 | 60° | 44° | | 475 |
| iGU1030602N | | | 83 | 80° | 60° | | 295 |
| iGU1043232D | 5 W | 4300 | 75 | 30° | 23° | 330 | 1,410 |
| iGU1043322D | | | 75 | 45° | 32° | | 830 |
| iGU1043442D | | | 75 | 60° | 44° | | 510 |
| iGU1043602D | | | 75 | 80° | 60° | | 315 |

iGU-10™

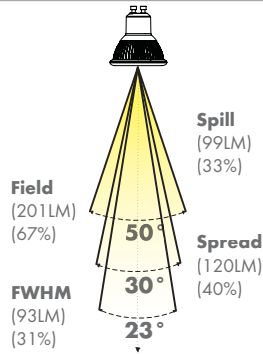
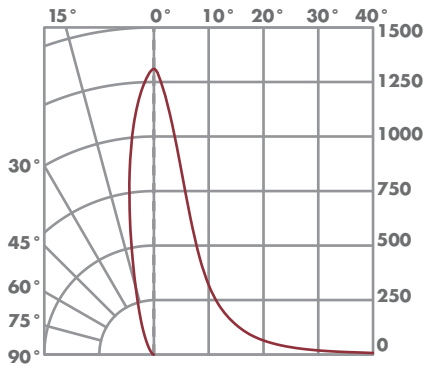
CANDELA DISTRIBUTION

BEAM DISTRIBUTION

0° AIMING FOOTCANDLES

23°

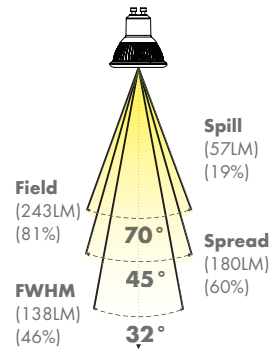
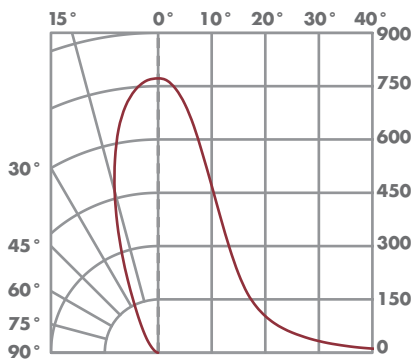
3000K



| Distance To Floor | Beam Diameter (50% CBCP) | Footcandles On Floor |
|-------------------|--------------------------|----------------------|
| 3' | 1.2' | 146 |
| 6' | 2.4' | 36 |
| 9' | 3.7' | 16 |
| 12' | 4.8' | 9 |

32°

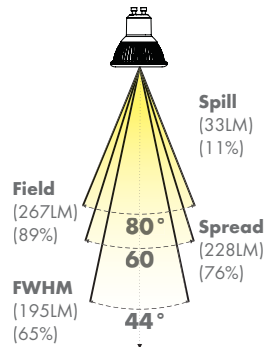
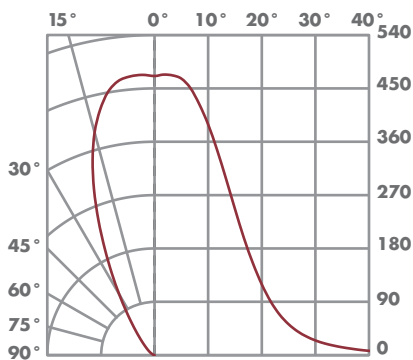
3000K



| Distance To Floor | Beam Diameter (50% CBCP) | Footcandles On Floor |
|-------------------|--------------------------|----------------------|
| 3' | 1.7' | 86 |
| 6' | 3.4' | 22 |
| 9' | 5.2' | 10 |
| 12' | 6.9' | 5 |

44°

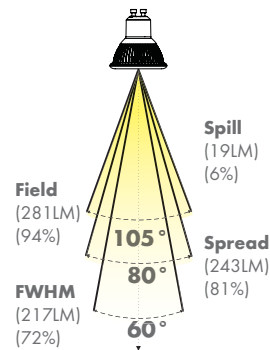
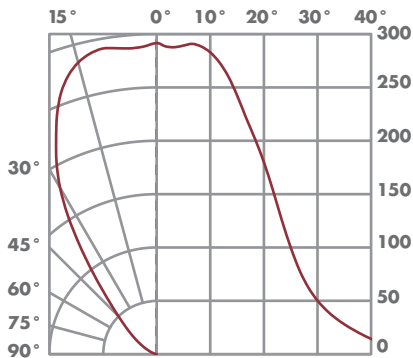
3000K



| Distance To Floor | Beam Diameter (50% CBCP) | Footcandles On Floor |
|-------------------|--------------------------|----------------------|
| 3' | 2.4' | 53 |
| 6' | 4.8' | 13 |
| 9' | 7.3' | 6 |
| 12' | 9.7' | 3 |

60°

3000K



| Distance To Floor | Beam Diameter (50% CBCP) | Footcandles On Floor |
|-------------------|--------------------------|----------------------|
| 3' | 3.5' | 33 |
| 6' | 6.9' | 8 |
| 9' | 10.4' | 4 |
| 12' | 13.9' | 2 |

CAUTION: Risk of electric shock. Do not open - no user serviceable parts inside. Use in dry locations only. Turn power off before inspection, installation, or removal. Not intended for use with emergency exit fixtures or emergency exit lights. Not for use where exposed to the weather. Not for use in completely enclosed fixtures. Use only on 220 Volts, 50/60 Hz circuits.

WARRANTY: This product is covered by a 5 year limited warranty under normal operating conditions based on 12 hours of usage per day. For details please visit www.msissl.com/warranty.html.

A complete list of dimmers supported by the models listed on this product sheet can be found at www.msissl.com.