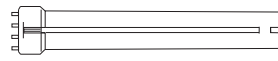


NPY-120-126-CFL

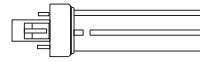
Rapid Start Fluorescent Ballast

- Input Voltage: 120VAC $\pm 10\%$, 50/60Hz
- Rapid Start
- UL / cUL Listed, Class P, 1 Outdoor, RoHS
- Energy Star 4.0

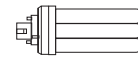
This Ballast Will Operate Following Lamps:



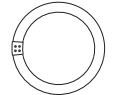
TWIN(CFT/E)
18W, 26/24W



QUAD (CFQ/E)
26W



TRIPLE (CFTR/E)
26W



Circline (FRCT9)
22W

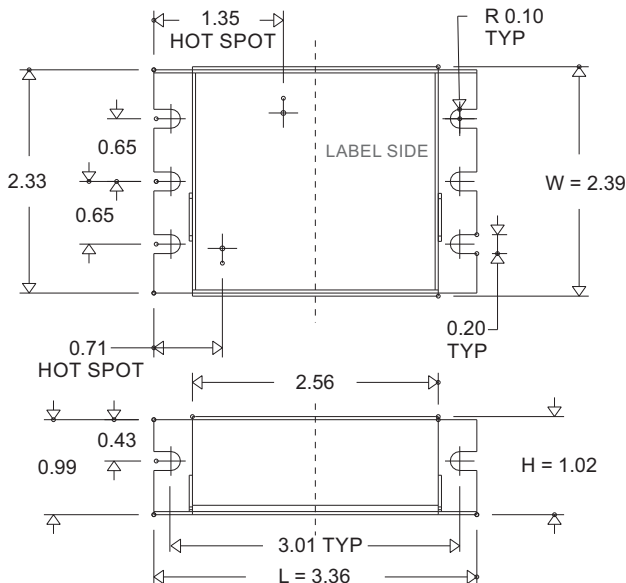
General Specifications

| | |
|----------------------|---|
| Input Voltage | 120VAC $\pm 10\%$, 50 / 60Hz |
| Current Crest Factor | < 1.7 |
| Lamps Operated | 1 Lamp |
| EMI / RFI Compliance | FCC Part 18-B (Consumer) |
| Sound Rating | "A" |
| Ballast Type | Rapid Start |
| Voltage Transients | ANSI 62.41 |
| Input Protection | Fuse |
| Output Protection | EOL |
| Min. Operating Temp | 0°C (32°F) |
| Max. Case Temp | 75°C (167°F) |
| Approvals Class | UL / cUL Listed, Class "P", 1 Outdoor, RoHS Compliant |
| Energy Star 4.0 | Yes |
| Warranty | 2 Years from the date of manufacture when properly installed. |

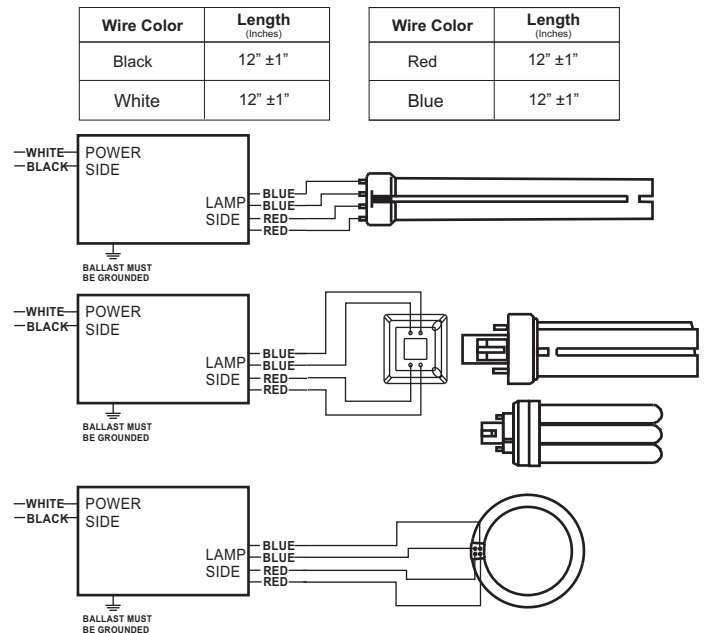
Electrical Data

| Lamp Wattage / Type | Lamps Operated | Input Wattage | Line Current | Power Factor | Ballast Factor | Efficacy Factor | THD |
|---------------------|----------------|---------------|--------------|--------------|----------------|-----------------|---------|
| 18CFT/E | 1 | 20.20 | 0.321 | 0.521 | 1.039 | 5.140 | 161.87% |
| 24/27CFT/E | 1 | 26.96 | 0.395 | 0.565 | 1.046 | 3.879 | 141.47% |
| 26CFQ/E | 1 | 26.98 | 0.401 | 0.559 | 1.002 | 3.534 | 141.30% |
| 26CFTR/E | 1 | 26.36 | 0.399 | 0.550 | 0.945 | 3.584 | 147.87% |
| 32CFTR/E | 1 | 31.91 | 0.448 | 0.577 | 0.842 | 2.698 | 135.17% |
| 22CRT9 | 1 | 22.07 | 0.351 | 0.524 | 1.038 | 4.703 | 156.80% |

Mechanical Data



Wiring Diagrams



NOTE : This Ballast Case Must Be Grounded