



LUMINAIRE TESTING LABORATORY, INC.

SUSTAINING
MEMBER
of the
IESNA

905 Harrison Street · Allentown, PA 18103 · 610-770-1044 · Fax 610-770-8912 · www.LuminaireTesting.com

LTL NUMBER: 26329

DATE: 2011-10-17

PREPARED FOR: MAXLITE SK AMERICA

CATALOG NUMBER: MLCAN60LED50

LUMINAIRE: CAST ALUMINUM HOUSING, EXTRUDED ALUMINUM HEATSINK, CLEAR PRISMATIC PLASTIC ENCLOSURE


LAMP: 36 WHITE LEDS

LED POWER SUPPLY: ONE GP-060S230ST

ELECTRICAL VALUES: 120.0VAC, 0.5150A, 61.39W, PF=0.993

LUMINAIRE EFFICACY: 64.3 LUMENS/WATT

NOTE: THIS TEST WAS PERFORMED USING THE CALIBRATED PHOTODETECTOR METHOD OF ABSOLUTE PHOTOMETRY.*



IES CLASSIFICATION: **AREA LIGHT**
CUTOFF CLASSIFICATION: **SEMI-CUTOFF****
**CUTOFF DESIGNATION IS NOT DEFINED FOR ABSOLUTE PHOTOMETRIC TESTS. THIS CUTOFF RATING IS BASED ON THE MAXIMUM CANDELA READING PER LUMINAIRE RATED AT 1000 LUMENS.

FLUX DISTRIBUTION

LUMENS	DOWNWARD	UPWARD	TOTALS
HOUSE SIDE	1728.57	243.77	1972.34
STREET SIDE	1728.57	243.77	1972.34
TOTALS	3457.14	487.54	3944.68

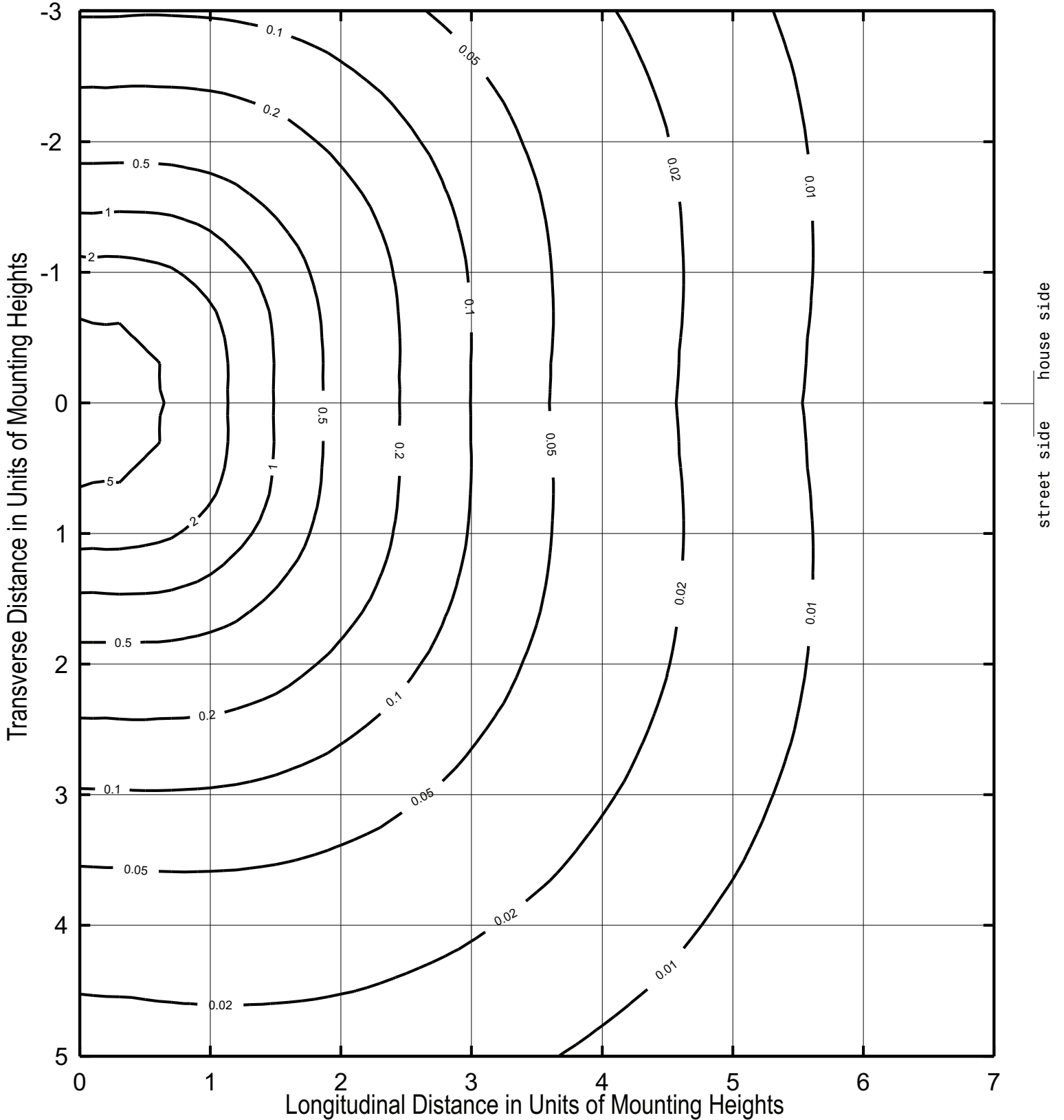
Approved By:

*DATA WAS ACQUIRED USING THE CALIBRATED PHOTODETECTOR METHOD OF ABSOLUTE PHOTOMETRY. A UDT MODEL #211 PHOTODETECTOR AND UDT MODEL #S370 OPTOMETER COMBINATION WERE USED AS A STANDARD. A SPECTRAL MISMATCH CORRECTION FACTOR WAS EMPLOYED BASED ON THE SPECTRAL RESPONSIVITY OF THE PHOTODETECTOR AND THE SPECTRAL POWER DISTRIBUTION OF THE TEST SUBJECT.

TESTING WAS PERFORMED IN ACCORDANCE WITH IES LM-79-08.
TEST ANGULAR INCREMENTS AND REPORT FORMATTING WAS BASED ON IES LM-31-95 (WITHDRAWN).



ISOFOOTCANDLE LINES OF HORIZONTAL ILLUMINATION VALUES BASED ON 10.00 FOOT MOUNTING HEIGHT



PROJECTION OF HALF-MAX CANDELA CONTOUR

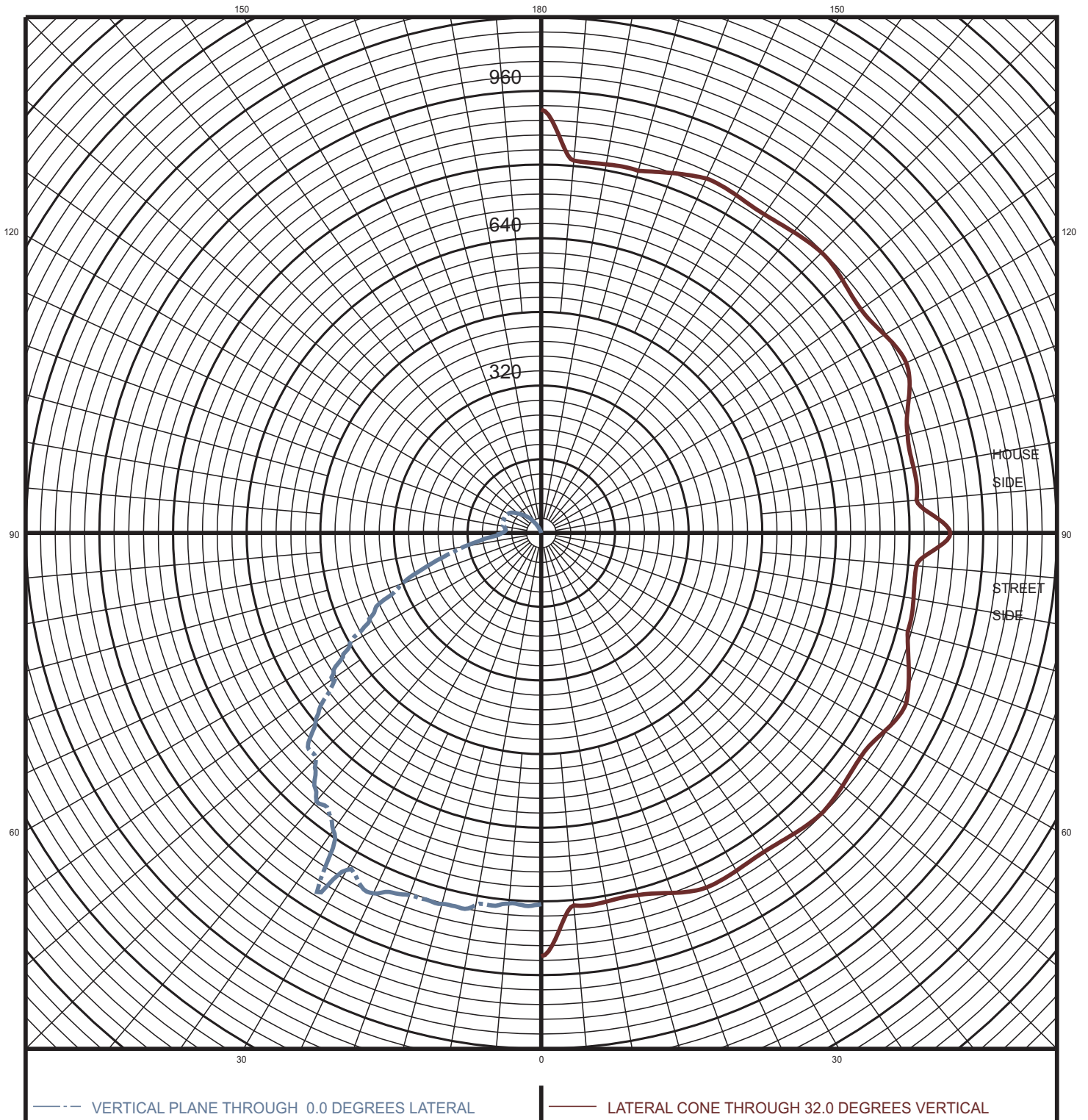


CANDELA DISTRIBUTION

Table with 12 columns (0-90) and 21 rows (180-0) showing Candela Distribution values.



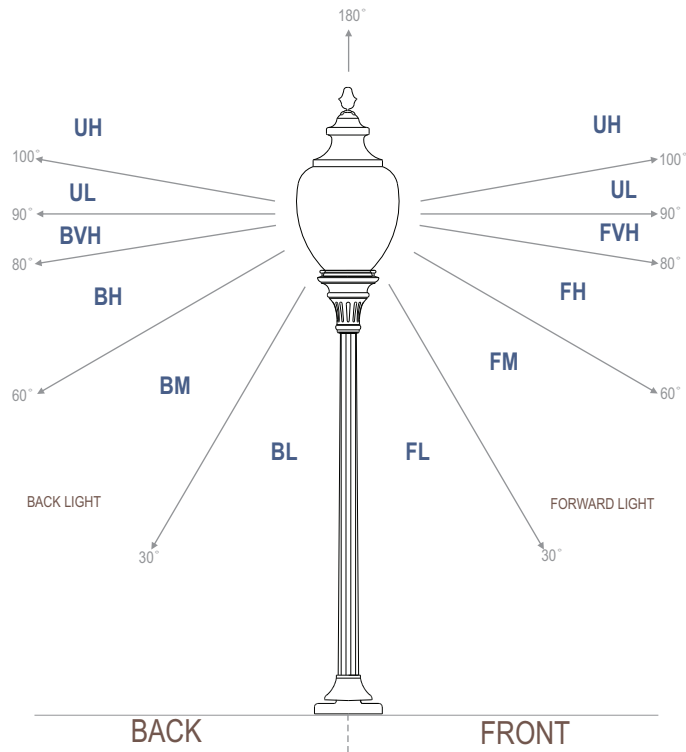
MAXIMUM PLANE AND CONE PLOTS OF CANDELA





FLUX DISTRIBUTION TABLE BASED ON THE IESNA LUMINAIRE CLASSIFICATION SYSTEM

FLUX



ZONE	% OF LUMINAIRE LUMINAIRE	
	LUMENS	LUMENS
FORWARD LIGHT	1729	43.8
FL (0° -30°)	352	8.9
FM (30° -60°)	872	22.1
FH (60° -80°)	416	10.6
FVH (80° -90°)	89	2.2

BACK LIGHT	1729	43.8
BL (0° -30°)	352	8.9
BM (30° -60°)	872	22.1
BH (60° -80°)	416	10.6
BVH (80° -90°)	89	2.2

UPLIGHT	488	12.4
UL (90° -100°)	119	3.0
UH (100° -180°)	369	9.4

TRAPPED LIGHT	NA	NA
---------------	----	----

BUG (Backlight, Uplight, Glare) Rating	
Asymmetrical Luminaire Types (Type I, II, III, IV)	B1 U3 G1
Quadrilateral Symmetrical Luminaire Types (Type V, Area Light)	B1 U3 G1