

ENERGY MANAGEMENT

Leviton Energy Management devices make conservation easy. Occupancy sensors, outdoor motion sensors and timers save energy and control energy costs, as well as provide convenience and security. Homeowners feel safe. They turn on lights when hands are full and turn off automatically to ensure that power is not used unnecessarily.

Leviton Occupancy Sensors detect when someone is in a room and turn the lights on or off. Using the same technology, Leviton Outdoor Motion Sensors supply automatic security lighting for garages, entranceways, porches, backyards and swimming pools. They light the way for both homeowners and guests while protecting privacy and property.

Quiet and accurate, Leviton Timers efficiently control hot tubs, pool filters, fans, indoor and outdoor lighting... a host of devices in and around the home.



DECORA® OCCUPANCY SENSOR CONTROLS: INDOOR WALL SWITCHES

Following the Decora tradition of stylish practicality, these occupancy sensors have attractive yet unobtrusive housings, excellent sensitivity and ample fields of view. They function as wall switches and cover a range of room sizes.

Specifications and Features

Decora Wall Switch PIR Occupancy Sensors (PR150 and PR180)

- PR150 with 150° field of view and 350 sq. ft. of coverage is perfect for use in residential applications
- PR180 with 180° field of view and 400 sq. ft. of coverage is perfect for use in large rooms, home offices and a variety of light commercial and residential applications
- Ambient light override prevents these devices from switching lights ON when there is ample natural sunlight
- Manual override available for use as a standard ON/OFF switch
- Adjustable delayed OFF time interval (15 seconds to 15 minutes)
- Fits in standard wall box
- Streamlined, popular Decora styling complements interiors and is compatible with other Decora devices
- Compatible with Decora *Plus* screwless wallplates and Decora wallplates
- Limited Two-Year Warranty

Decora Manual-ON Occupancy Sensors (IPP15 and IPP0R)

- Manual-ON/automatic OFF operation in accordance with California Title 24 2005 requirements
- 180° field of view and 900 sq. ft. of coverage is perfect for use in bathrooms, basements, garages, utility rooms, and a variety of other residential areas
- Low profile design eliminates an obtrusive “scanning device” look
- IPP15 provides a true 3-way feature when used with the IPP0R Manual-ON Occupancy Sensor Remote or the VPOSR Vizia + Switch Remote
- Convenient push button provides manual ON/OFF light switching at any time
- Segmented Fresnel lens provides optimum sensitivity and performance; even slight body movements will be detected
- Four optional manual adjustments for delayed OFF time settings to maximize energy savings: 30 seconds (for walk test), 5 minutes, 15 minutes & 30 minutes
- LED indicator light flashes when sensor detects motion to verify detection is active
- Fits in standard wall box
- Streamlined, popular Decora styling complements interiors and is compatible with other Decora devices
- Compatible with Decora *Plus* screwless wallplates and Decora wallplates
- Limited Five-Year Warranty

Passive Infrared (PIR)

Infrared occupancy sensors are passive devices designed to detect the movement of heat-emitting bodies. They are installed to monitor areas where there are no physical obstructions to block the sensor's field of view. HOW IT WORKS: People naturally emit a small amount of infrared heat. As a person passes through the field of view, the sensor detects the motion as a change in the infrared background and responds by switching on area lights. After the field of view is unoccupied for a user-defined delayed off time, the sensor will automatically turn off the lights.

ENERGY MANAGEMENT



PR150-1L



IPP15-1L

Decora Wall Switch Infrared Occupancy Sensor



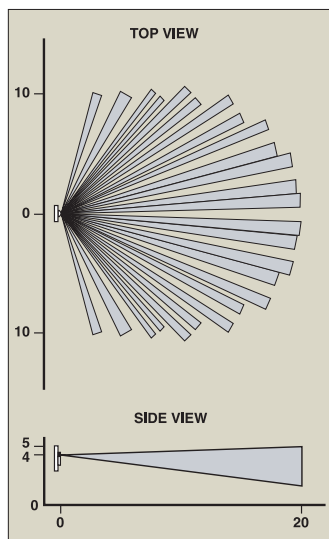
Description	Cat. No.	Rating	Color*
Decora Wall Switch PIR Occupancy Sensor; single pole, 150° field of view, 350 sq. ft.	PR150-1L	Incandescent: 500W Rapid Start Fluorescent only: 400VA @ 120VAC	W, I, A
Decora Wall Switch PIR Occupancy Sensor; single pole or 3-way, 180° field of view, 400 sq. ft.	PR180-1L	Incandescent: 500W Rapid Start Fluorescent only: 400VA @ 120VAC	W, I, A
Decora Manual-ON Occupancy Sensor; single pole, 3-way or more applications, 180° field of view, 900 sq. ft; neutral required	IPP15-1L	15A-120VAC	W, I, A, T, E
Decora Manual-ON Occupancy Sensor Remote Unit for 3-way or more applications, 180° field of view, 900 sq. ft; neutral required	IPP0R-1L	No load rating - 120VAC	W, I, A, T

Note: works with Vizia + Matching and Coordinating Remote

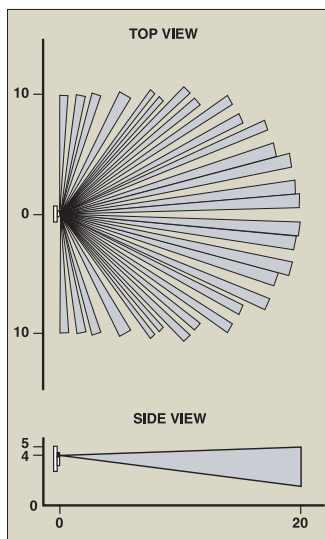
*COLOR

To order colors, add suffix to basic Cat. No. White (-W), Ivory (-I), Almond (-A), Light Almond (-T) and Black (-E).

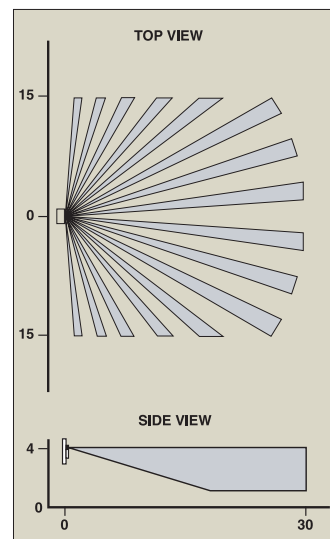
FIELD OF VIEW



PR150-1L Field of View



PR180-1L Field of View



IPP15 Field of View

TESTING AND CODE COMPLIANCE

- UL Listed (File #E-118904)
- CSA Certified (File #LR-91148M)
- IPP15 and IPP0R: California Title 24 Energy Code 2005 compliant

MATERIAL CHARACTERISTICS

Operating Temperature: 32°F to 122°F
Storage Temperature: 14°F to 185°F
Relative Humidity: 20% to 90% non-condensing



PR150-1L



IPP15-1L

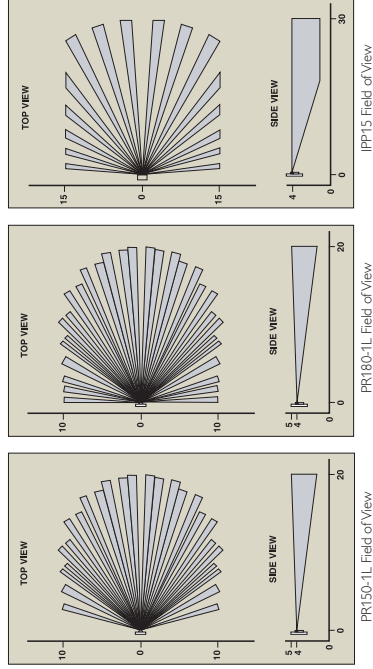
Description	Cat. No.	Rating	UL	ETL
Decora Wall Switch PIR, Occupancy Sensor, single pole, 150° field of view, 350 sq. ft.	PR150-1L	Incandescent: 500W Rapid Start Fluorescent only: 400VA @ 120VAC	W, L, A	
Decora Wall Switch PIR, Occupancy Sensor, single pole, or 3-way, 180° field of view, 400 sq. ft.	PR180-1L	Incandescent: 500W Rapid Start Fluorescent only: 400VA @ 120VAC	W, L, A	
Decora Manual-ON Occupancy Sensor, single pole, 3-way or more applications, 180° field of view, 900 sq. ft., neutral required	IPP15-1L	15A-120VAC	W, L, A, T, E	
Decora Manual-ON Occupancy Sensor Remote Unit for 3-way or more applications, 180° field of view, 900 sq. ft., neutral required	IPPOR-1L	No load rating - 120VAC	W, L, A, T	

Note: works with Vista - * Matching and Coordinating Remote

COLOR

To order colors, add suffix to basic Cat. No. White (-W), Ivory (-I), Almond (-A), Light Almond (-T) and Black (-E).

FIELD OF VIEW



TESTING AND CODE COMPLIANCE

- UL Listed (File #E-118904)
- CSA Certified (File #LR-91148M)
- IPP15 and IPPOR: California Title 24 Energy Code 2005 compliant

MATERIAL CHARACTERISTICS

Operating Temperature: 32°F to 122°F
Storage Temperature: 14°F to 185°F
Relative Humidity: 20% to 90% non-condensing

OCCUPANCY SENSOR LIGHTING CONTROLS: OUTDOOR

These Passive Infrared (PIR) outdoor motion sensors represent outstanding value in security lighting and provide the added benefits of convenience and energy savings. Easy to install and adjust, they automatically turn on lights in response to the slightest motion. Ideal for driveways, walkways, doorways, yards and docks, they discourage intruders and help prevent homeowners and welcome visitors from stumbling around in the dark.

Specifications and Features

Professional Series

- Ideal for a wide range of light commercial/residential settings including parking areas, storage facilities, warehouses, loading docks, marinas, garages, walkways, and campus grounds
- Adjustable delayed OFF time settings from 20 seconds (for test mode) to 15 minutes
- Adjustable sensitivity and immunity to RF signals reduces false triggers
- Ambient light override prevents lights from turning ON when there is ample natural light
- Provides Automatic, Test and Continuous Modes: Test Mode simulates automatic operation with short delayed OFF time for ease of making adjustments. Continuous Mode enables manual override for constant lights ON operation (when used with standard ON/OFF switch)
- Surge suppression minimizes likelihood of damage due to electrical surges
- Temperature compensation feature ensures uniform performance in extreme hot or cold weather and during temperature fluctuations
- Sensor neck adjustment allows accurate area monitoring: 110° vertical, 180° horizontal, 110° rotational
- Limited Five-Year Warranty

Residential Series

- Ideal for a wide range of residential settings including backyards, garages, entrances, porches, swimming pool areas, doorways and private docks
- Sensor neck adjustment allows accurate area monitoring: 110° vertical, 180° horizontal, 110° rotational
- Adjustable delayed OFF time settings from 20 seconds (for test mode) to 15 minutes
- Adjustable sensitivity reduces false triggers
- Provides Automatic, Test and Continuous Modes: Test Mode simulates automatic operation with short delayed OFF time for ease of making adjustments. Continuous Mode enables manual override for constant lights ON operation (when used with standard ON/OFF switch)
- Limited Five-Year Warranty

ENERGY MANAGEMENT

Infrared Outdoor Motion Sensor

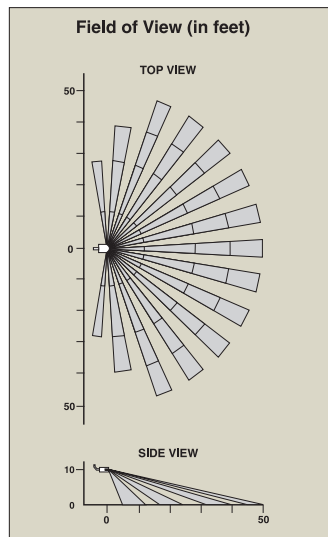


Description	Cat. No.	Rating	Color*
Professional Series Outdoor PIR Motion Sensor; 200° field of view	PS200-10	Incandescent: 1000W @ 120VAC	W
Professional Series Outdoor PIR Motion Sensor with dual floodlights, 200° field of view	PS200-1F	Incandescent: 1000W @ 120VAC	W
Professional Series Outdoor PIR Motion Sensor; 110° field of view	PS110-10	Incandescent: 1000W @ 120VAC	W
Professional Series Outdoor PIR Motion Sensor with dual floodlights, 110° field of view	PS110-1F	Incandescent: 1000W @ 120VAC	W
Residential Series Outdoor PIR Motion Sensor; 110° field of view	RS110-10	Incandescent: 500W @ 120VAC	W
Residential Series Outdoor PIR Motion Sensor with dual floodlights, 110° field of view	RS110-1F	Incandescent: 500W @ 120VAC	W

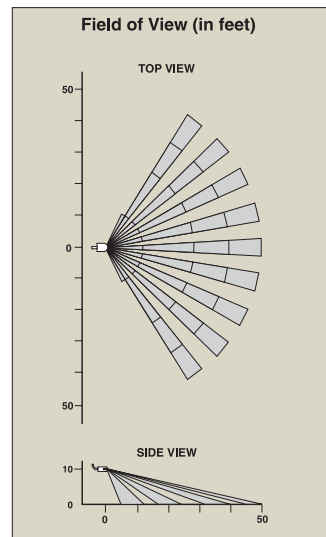
FIELD OF VIEW



RS110-1F



PS200-10 Field of View



PS110-10 Field of View

TESTING AND CODE COMPLIANCE

- UL Listed
- CSA Certified
- Meets ASHRAE Standard 90.1 requirements


DECORA PLUS™ ELECTRONIC TIMER SWITCHES

Leviton Timers add contemporary styling to any home. Built to the highest performance standards, Decora Electronic Timers provide a long lasting and reliable service life.

Four preset buttons plus an OFF button permit timed control of lights and appliances. Decora Plus Timers are ideal for heat lamps, foyers, outdoor lights, hot tubs, spas, saunas and attic and exhaust fans.

Specifications and Features

- LEDs indicate time elapsed and last LED flashes two minutes until OFF warning
- Electronic keypad control
- Matching Decora wallplate included
- Limited Two-Year Warranty

Electronic Timer Switches 		
Description	Cat. No.	Color*
COMMERCIAL GRADE		
Four preset buttons and OFF, 3-wire, single pole, neutral required, 1000W Incandescent, 20A inductive, 1 HP @ 120VAC. Compatible with electronic ballasts		
2-5-10-15 minutes	6215M	W, I, A, T
5-10-15-30 minutes	6230M	W, I, A, T
10-20-30-60 minutes	6260M	W, I, A, T
2-4-8-12 hours	6212H	W, I, A
RESIDENTIAL GRADE		
Four preset buttons and OFF, 2-wire, single pole, 500W incandescent, 120VAC		
2-5-10-15 minutes	6515M	W, I, A
10-20-30-60 minutes	6560M	W, I, A
2-4-8-12 hours	6512H	W, I, A

COLOR

To order colors, add suffix to basic Cat. No. White (-W), Ivory (-I), Almond (-A) and Light Almond (-T).

TESTING AND CODE COMPLIANCE

- UL Listed (File #E-66800)
- CSA Certified (File #LR-68679)
- NOM Certified (#057)
- Meets ASHRAE Standard 90.1 requirements

MATERIAL CHARACTERISTICS

Environmental: Flammability UL-94,V2 Rating
Operating Temperature: 32°F to 130°F



6230M



6515M



6512H



6124H



6651



6652

DECORA® PROGRAMMABLE ELECTRONIC TIMER SWITCHES

Specifications and Features

24-Hour Programmable Timer

- Ideal for a wide variety of light commercial and residential applications including outdoor lighting, pools, sprinklers, exhaust and attic fans, bathroom heat lamps, hot tubs and spas, office lights and landscape and security lighting
- Permits separate ON or OFF scheduling for 1/2-hour periods of the day; ON/OFF manual control available by using button below display panel
- Streamlined, popular Decora styling complements interiors and is compatible with other Decora devices
- Limited Two-Year Warranty

14-Hour Programmable Timer

- Ideal for residential incandescent lighting control including indoor, outdoor and seasonal lighting
- Automatic daily control with manual override offers convenience
- Automates daily switching program (up to 14 hours) by responding to DIP switch ON or OFF position for each hour; repeats until function switch is moved to MANUAL or OFF mode
- Limited Two-Year Warranty

Countdown Timer Switch

- For residential and light commercial applications including indoor and outdoor lighting, office lights and ceiling fans
- Simple rotary dial time selection of settings from one minute to 18 hours. ON/OFF manual control available
- An illuminated amber LED indicates load is ON. Blinking amber LED accompanied by annunciator sound indicates end of time cycle
- Limited Two-Year Warranty

Programmable Electronic Timer Switches



Description	Cat. No.	Rating	Color*
24-Hour LCD Programmable Timer Switch; compatible with electronic ballasts; ON/OFF scheduling in 30-minute intervals; neutral required	6124H	1200W Incandescent, 1200VA Inductive @ 120VAC 60Hz; Motor: 1 HP @ 120VAC 60Hz UL, 3/4 HP @ 120VAC	W, I, A
14-Hour Segment Programmable Timer Switch, incandescent only; ON/OFF scheduling in hourly intervals	6651	40W min, 500W max @ 120VAC	W, I, A
Decora Rotary-Dial Variable Countdown Timer Switch; 1 minute to 18 hour intervals; neutral required	6652	500W Incandescent, 20A Inductive; Motor: 1 HP @ 120VAC 60Hz	W, I, A

*COLOR

To order colors, add suffix to basic Cat. No. White (-W), Ivory (-I) and Almond (-A).

TESTING AND CODE COMPLIANCE

- UL Listed (File #E-66800)
- CSA Certified (File #LR-68679)

MATERIAL CHARACTERISTICS

Environmental: Flammability UL-94,V2 Rating
Operating Temperature: 32°F to 130°F