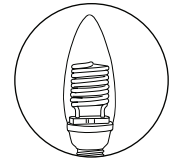


Item Number	Item Description	Lamp Watts	Incandescent Comparison (Watts)	Initial Lumens	CCT (Kelvin)	CRI	MOL/Height (Inches)	Diameter/Width (Inches)	Lamp Finish	Case Quantity
-------------	------------------	------------	---------------------------------	----------------	--------------	-----	---------------------	-------------------------	-------------	---------------

**Torpedos
Flame Tips
Globes**


8 WATT TORPEDO COLD CATHODE 120V, 25,000 HOUR (ALSO AVAILABLE IN CANDELABRA)

8T08CL	8 Watt Cold Cathode Torpedo Clear	8	35-40	300	2700	82	5.8	2.0	Clear	12
8T08F	8 Watt Cold Cathode Torpedo Frost	8	35-40	300	2700	82	5.8	2.0	Frost	12
8T08LV	8 Watt Cold Cathode Torpedo LV	8	35-40	280	2400	82	5.8	2.0	LV	12
8T08WH	8 Watt Cold Cathode Torpedo White	8	35-40	300	2700	82	5.8	2.0	White	12




3 WATT FLAME TIP COLD CATHODE 120V, 25,000 HOUR (ALSO AVAILABLE IN CANDELABRA)

8TF03CL	3 Watt Cold Cathode Flame Tip Clear	3	15-20	120	2700	82	4.5	1.4	Clear	12
8TF03F	3 Watt Cold Cathode Flame Tip Frost	3	15-20	120	2700	82	4.5	1.4	Frost	12
8TF03LV	3 Watt Cold Cathode Flame Tip LV	3	15-20	115	2400	82	4.5	1.4	LV	12
8TF03WH	3 Watt Cold Cathode Flame Tip White	3	15-20	120	2700	82	4.5	1.4	White	12



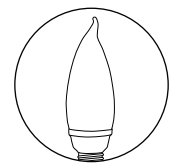
5 WATT FLAME TIP COLD CATHODE 120V, 25,000 HOUR (ALSO AVAILABLE IN CANDELABRA)

8TF05CL	5 Watt Cold Cathode Flame Tip Clear	5	25-30	200	2700	82	4.8	1.4	Clear	12
8TF05F	5 Watt Cold Cathode Flame Tip Frost	5	25-30	200	2700	82	4.8	1.4	Frost	12
8TF05LV	5 Watt Cold Cathode Flame Tip LV	5	25-30	190	2400	82	4.8	1.4	LV	12
8TF05WH	5 Watt Cold Cathode Flame Tip White	5	25-30	200	2700	82	4.8	1.4	White	12




8 WATT FLAME TIP COLD CATHODE 120V, 25,000 HOUR (ALSO AVAILABLE IN CANDELABRA)

8TF08CL	8 Watt Cold Cathode Flame Tip Clear	8	35-40	300	2700	82	6.4	2.0	Clear	12
8TF08F	8 Watt Cold Cathode Flame Tip Frost	8	35-40	300	2700	82	6.4	2.0	Frost	12
8TF08LV	8 Watt Cold Cathode Flame Tip LV	8	35-40	280	2400	82	6.4	2.0	LV	12
8TF08WH	8 Watt Cold Cathode Flame Tip White	8	35-40	300	2700	82	6.4	2.0	White	12



G20 GLOBE COLD CATHODE 120V, 25,000 HOUR (ALSO AVAILABLE IN CANDELABRA)

8G2003CL	3 Watt Cold Cathode G20 Globe Clear	3	15-20	120	2700	82	4.0	2.5	Clear	12
8G2003F	3 Watt Cold Cathode G20 Globe Frost	3	15-20	120	2700	82	4.0	2.5	Frost	12
8G2003WH	3 Watt Cold Cathode G20 Globe White	3	15-20	120	2700	82	4.0	2.5	White	12



G25 GLOBE COLD CATHODE 120V, 25,000 HOUR (ALSO AVAILABLE IN CANDELABRA)

8G2503CL	3 Watt Cold Cathode G25 Globe Clear	3	15-20	120	2700	82	4.3	3.1	Clear	12
8G2503F	3 Watt Cold Cathode G25 Globe Frost	3	15-20	120	2700	82	4.3	3.1	Frost	12
8G2503WH	3 Watt Cold Cathode G25 Globe White	3	15-20	120	2700	82	4.3	3.1	White	12
8G2505CL	5 Watt Cold Cathode G25 Globe Clear	5	25-30	200	2700	82	4.3	3.1	Clear	12
8G2505F	5 Watt Cold Cathode G25 Globe Frost	5	25-30	200	2700	82	4.3	3.1	Frost	12
8G2505WH	5 Watt Cold Cathode G25 Globe White	5	25-30	200	2700	82	4.3	3.1	White	12
8G2508CL	8 Watt Cold Cathode G25 Globe Clear	8	35-40	300	2700	82	4.3	3.1	Clear	12
8G2508F	8 Watt Cold Cathode G25 Globe Frost	8	35-40	300	2700	82	4.3	3.1	Frost	12
8G2508WH	8 Watt Cold Cathode G25 Globe White	8	35-40	300	2700	82	4.3	3.1	White	12

