

M10012/27CK-5EU-JT3

APPLICATION and PERFORMANCE SPECIFICATION

Description: **Standard** - electronic low frequency square wave ballast for 100W metal halide lamps with 120V "tap" for 3 or 4-wire self heating thermal protectors (IDTPs)

- Line Voltage : 120/277vac, +/-10%, 50/60Hz
- Microprocessor controlled
- RoHS Compliant
- Mounting type: Studs - Top lead exit
- Resonance Start
- Active power factor correction
- Abnormal operation shutdown circuit: Line voltage must be reset

Lamp		Volts	Input Watts	Nominal Line Amps	Power Factor	Ballast Factor	Harmonic Total	Crest Factor
ANSI Type	#							
M/C90	1	120	110 w/o IDTP	0.94	> 95%	1.00	< 8%	<1.5
		277	107 w/o IDTP	0.42	> 95%	1.00	< 11%	<1.5
M/C140 M/C164	1	120	112 w/IDTP	0.96	> 95%	1.00	< 8%	<1.5
		277	109 w/IDTP	0.43	> 95%	1.00	< 11%	<1.5

Ballast Order Code: 188633

Performance:

- Meets ANSI Standard C82.14-2006
- Meets ANSI Standard C62.41-1991
- Meets FCC Part 18C for EMI & RFI (non-consumer)
- EOL Protection

Safety:

- No PCBs
- cUL_{US} Listed (Outdoor Type 1)
- Thermal Protection

Application:

- IDTP "tap" Function: Provides 120V to heaters of IDTPs.
 - Compatible with 3 or 4 wire IDTPs
 - Operation with IDTP is dual voltage rated for 120V or 277V.
 - Can be operated as normal HID ballast with tap lead capped-off for entire 120V to 277V input voltage range
- Minimum Starting Temperature: -15°C/+5°F
- Maximum Case Temperature: 80°C/ 176°F
- Sound Rated: A
- Remote Mounting: 15 Feet

Physical Parameters

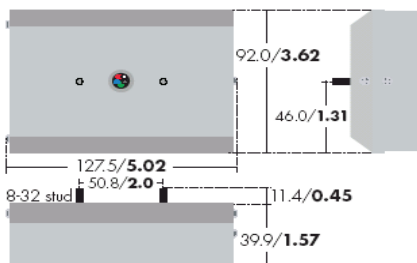
- | | Inches/Metric |
|-------------------------------|----------------------|
| • Overall Length: | 5.02"/127.5mm |
| • Width: | 3.62"/92.0mm |
| • Height: | 1.57"/39.9mm |
| • Weight: | 20 oz |
| • Lead lengths: All | 7"/178mm |
| • Lead stripping:(Tinned) All | .375"/9.53mm |

Note: Each lamp's lead wires must be run in a separate minimum 1/2" ID conduit from the input leads to achieve good EMI performance and maximum remote capabilities. Individual, unbundled lead wires must be used for extension wiring using wire types SF-2 or SFF-2 or equivalent. Power cords and MC cables are not acceptable extension wiring methods.

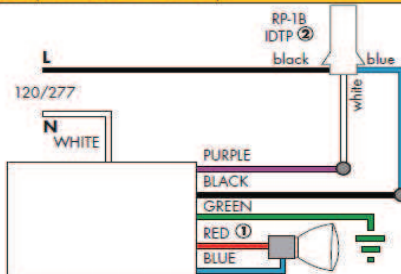
Warranty:

Universal Lighting Technologies warrants to the purchaser that each electronic ballast will be free from defects in material or workmanship for a period of 3 years from date of manufacture when properly installed and under normal conditions of use. The normal operation of 4000 hr./yr. is used for the warranty period. Longer operating times will adjust the warranty period accordingly. For extended warranty periods greater than 36 months, call 1-800 BALLAST for fixture testing instructions.

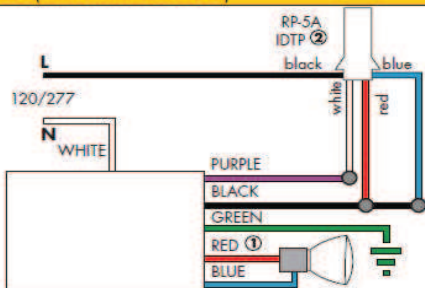
Manufactured in North America



WIRING (with 3-wire 120V IDTP)



WIRING (with 4-wire 120V IDTP)



WIRING (with 3-wire 277V IDTP)

