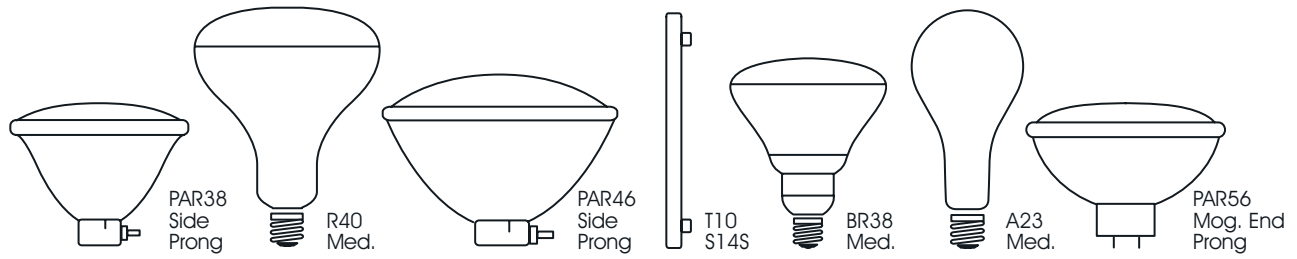











Incandescent Lamps



incandescent lamps

Watts	Bulb	Base	Satco Product Number	Lamp Code	Volts	Finish	Master/Inner Carton	Pkg. Type	Filament	Avg. Rated Hours	Lumens	MOL	Notes
150		Side Prong	S4802 ▲	150PAR3FL/MINE	120	Clear	12	Box	CC-6	2000	1740	4 5/16"	
			S4803 ▲	150PAR3SP/MINE	120	Clear	12	Box	CC-6	2000	1740	4 5/16"	
		Med.	S4827 ■	150R40FL/VLX	120	Nat Day Frosted	50/10	Box	C-9	5000	1450	6 1/2"	3
		Side Prong	S4339 ▲	150PAR46/3NSP	125	Narrow Spot	12	Box	CC-2V	2000	1500	4"	
		S14S	S4895 ▲	LN150	125	White	16	Box	C-8	1000	930	39 3/8"	
175		Med	S4751	175BR38/HR	120	Red Heat	12	Box	C-9	5000	-	5 5/16"	
200		Med.	S3983	200A23/CL	130	Clear	24	Box	C-9	2500	2500	6 1/16"	
			S3982	200A23/F	130	Frosted	24	Box	C-9	2500	2500	6 1/16"	
		Side Prong	S4340 ▲	200PAR46/3MFL	120	Med Fld	12	Box	CC-13	2000	2270	4"	
			S4341 ▲	200PAR46/3MFL	125	Med Fld	12	Box	CC-13	2000	2270	4"	
			S4342 ▲	200PAR46/3NSP	120	Nar Spot	12	Box	CC-13	2000	2270	4"	
			S4343 ▲	200PAR46/3NSP	125	Nar Spot	12	Box	CC-13	2000	2270	4"	
		Mog End Prong	S4344 ▲	200PAR56/MFL	120	Med Fld	12	Box	CC-13	2000	2270	5"	
250		Med.	S4999	250R40/1	120	Cl. Heat	12	Sleeve	C-9	5000	-	6 1/2"	
			S4885	250R40/1/TF	120	Cl. Heat ShatterPrf	12	Sleeve	C-9	5000	-	6 7/8"	
			S4998	250R40/HR	120	Red Heat	12	Sleeve	C-9	5000	-	6 1/2"	
			S4884	250R40/HR/TF	120	Red Heat ShatterPrf	12	Sleeve	C-9	5000	-	6 7/8"	

Don't see the lamp you need? Call Customer Service 1-800-43-SATCO

When using a 130 Volt Lamp on a 120 Volt line, life is extended by approx. 2.5 times and lumens are reduced approx. 20%