



# NTM-6420 NTM-6430 NTM-6438

## Ceramic Metal Halide (CMH) Lamp Holder

### LAMP WATTAGE

- (1) CDM39/PAR20
- (1) CDM39/PAR30L
- (1) CDM70/PAR30L
- (1) CDM70/PAR38

### DESCRIPTION

Ceramic Metal Halide (CMH) gimbal and lamp holder. Electronic ballast is encased in unique slim ballast casing and is suitable for use with high CRI ceramic-type PAR metal halide light sources.

### FEATURES

- Solid State Electronic Ballast in Slim Die Cast Aluminum Casing
- Integral On/Off Switch
- Simple and Clean Deep Drawn Design
- Heat resistant Teflon coated wire lead
- High-strength stainless steel electrical contacts
- One or two circuit track capable

### LAMP HOUSING

.025 Deep drawn steel construction with softened edges.

### YOKE

.085 Rigid steel "L" yoke connects fixture housing to electrical contact head. Single plastic tightening knob maintains clean, decorative appearance of the fixture and provides secure angle position.

### BALLAST

Integral high power factor electronic solid state Type-1 ballast housed in .11 low profile slim die cast enclosure. Enclosure features die cast construction, artistic finishing detail, secure locking to track, interchangeability with other fixtures, and on/off switch allowing individual fixture to be switched off without removing from track. Ballast provides automatic termination upon end of lamp life. i.e. 'End of Life' protection.

Input Voltage:	120V
Power Factor	>95%
Sound Rating:	A
Frequency	170 Hz (square wave)
Min. Starting Temp.:	5°F (-15°C)
Total Harmonic Distortion	<10%
Ballast Life Expectancy	56,000 hours (at 75°C)
Input Power:	39W      70W
Input Watts	44        78
Operating Amps	.37        .67

### SOCKET

4KV 660VA/600V Porcelain jacketed aluminum screw thread medium-base socket.

### WIRING

Teflon coated wire lead connects socket and housing to ballast. Teflon sleeve is durable and resists heat degradation from lamp and housing radiation.



NTM-6420/35



NTM-6430/70



NTM-6438/70

### PRODUCT MATRIX

NTM-6420/35	B,W,S	CDM39/PAR20	CMH Lamp Holder
NTM-6430/35	B,W,S	CDM39/PAR30L	CMH Lamp Holder
NTM-6430/70	B,W,S	CDM70/PAR30L	CMH Lamp Holder
NTM-6438/70	B,W,S	CDM70/PAR38	CMH Lamp Holder

### DIMENSIONS

#### NTM-6000 SLIMLINE TRANSFORMER

A: Length	10-1/2"	(27cm)
B: Width	2-1/4"	(57 mm)
C: Depth	2-1/8"	(54mm)

#### NTM - 6 4 2 0

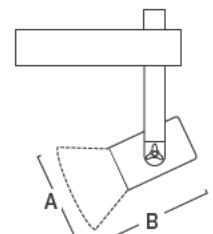
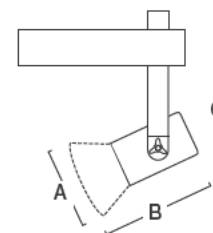
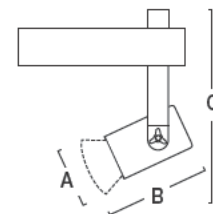
A: Diameter	2-1/2"	(64 mm)
B: Length	4"	(102 mm)
C: Max Extension	9"	(23 cm)

#### NTM - 6 4 3 0

A: Diameter	4-3/4"	(121 mm)
B: Length	5-5/8"	(117 mm)
C: Max Extension	10"	(25 cm)

#### NTM - 6 4 3 8

A: Diameter	4-3/4"	(121 mm)
B: Length	5-5/8"	(143 mm)
C: Max Extension	11-1/4"	(29 cm)



### CONTACT HEAD ASSEMBLY

Three .030 stainless steel contacts mounted in high heat rated plastic housing.

### ONE/TWO CIRCUIT CONVERSION

Neutral contact (opposite positive and ground contacts) is preset to "down" position at factory, but may be raised to the higher position to install onto the second circuit of Nora Lighting NT-2300 series two-circuit track.

### FINISHES

White, Black, or Silver powder coat finished. Custom painting or anodizing for special applications is also available. Custom finishes will require lead times that vary depending on vendor schedules. Please consult factory for quotation, and provide either a Dunn Edwards number or color chip for exact matching.



## Ceramic Metal Halide (CMH) Lamp Holder

### COMPATIBILITY

---

Nora track fixtures are interchangeable with Halo, Catalina, Hampton Bay, Halo-Edison, or any other brands configured to Halo track system design. Note: fixtures may not be compatible with non-Nora transformers or monopoint adapters.

### UL LISTED

---

UL Listed as track lighting fitting

### ACCESSORIES

---

Custom Finishes.....Consult Factory