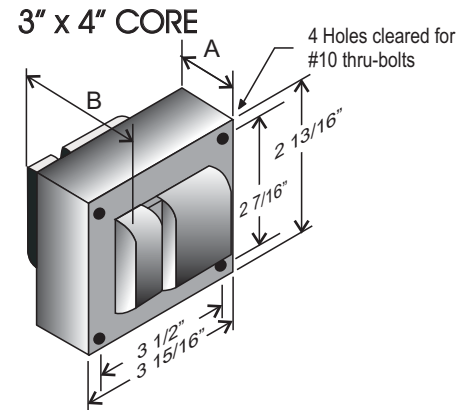


CATALOG NUMBER: E-SZA00W50 FOR ONE 50 WATT, S68 HIGH PRESSURE SODIUM LAMP

Line Voltage	120/208/240/277V
Regulation	
Line Volts	+/- 5%
Lamp Watts	WITHIN TRAPEZOID
Frequency	60 Hz
Circuit Type	HX-HPF
Power Factor (min)	90%
Insulation Class	H(180°)
Min. Ambient Starting Temp.	-40° F or -40° C

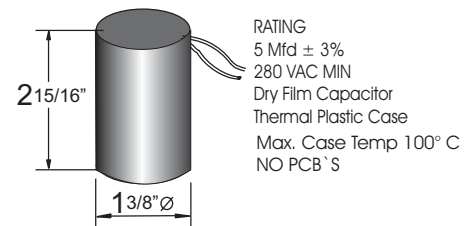
Line Voltage (Volts)	120	208	240	277
Line Current (Amps)				
Operating	0.60	0.35	0.30	0.26
Open Circuit	1.05	0.60	0.52	0.45
Starting	0.65	0.37	0.33	0.30
Input Watts (W)	68	68	68	68
Open Circuit Voltage (V)	120	120	120	120
Drop Out Voltage (V)	96	165	190	222
UL(1029) Bench Top Rise	A	A	A	A
Recommended Fuse (Amps)	3	2	1	1
HIGH POTENTIAL TEST (VOLTS)				
1 Minute	2000			
2 Seconds	2500			
Open Circuit Voltage Test(volts)	115-135			
Short-Circuit Current Test (Amps)				
Secondary Current	1.3 - 1.7			
Input Current (Amps)				
	0.50 -	0.28 -	0.24 -	0.21 -
	0.65	0.40	0.35	0.30



CORE AND COIL

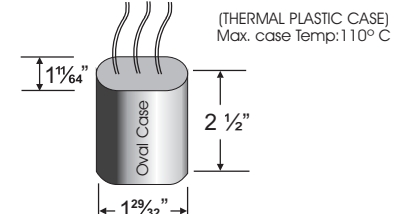
Dimension A (inches)	1.00
Dimension B (inches)	2.20
Weight (Lbs)	5.00
Lead Lengths (inches)	12

CAPACITOR



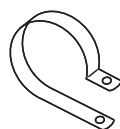
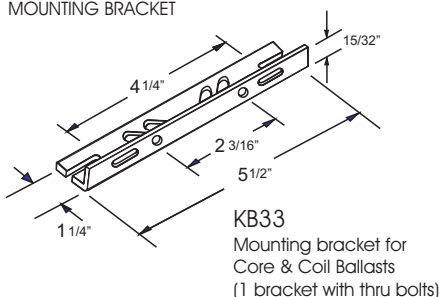
IGNITOR 37-63-AS-9.1-N7

Ballast to Lamp Distance (BTL): 2 feet

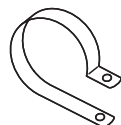


BRACKET

CORE & COIL
MOUNTING BRACKET

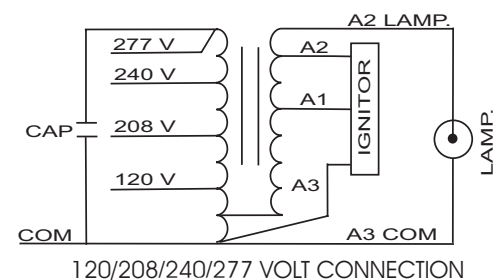


C-01
MOUNTING CLIP for round
case (Furnished as standard
with B suffix ballast)



I-01
MOUNTING CLIP for oval
case (Furnished as standard
with B suffix ballast)

WIRING DIAGRAM



ORDERING INFORMATION

*** Add proper suffix to catalog number when ordering as indicated below:
No suffix = Core and Coil Only
B= Core and Coil, and Bracket
C=Core and Coil, and Capacitor
BC=Core and Coil, Capacitor and Bracket

Data is based upon tests performed by Industrias Sola Basic in a controlled environment and representative of relative performance. Actual Performance can vary depending on operating conditions. Specifications are subject to change without notice.

ISO 9001:2000



Made in Mexico by Industrias Sola Basic S.A de C.V.