

Type _____
 Project _____
 Catalog No. _____
 Lamp/Wattage _____

NT-300 & NT-2300 Series Single & Dual Circuit Track System & Accessories

PRODUCT DESCRIPTION

Low profile, extruded aluminum track with 20-Amp rated flat, solid integral conductors. Variety of connectors and accessory parts available.
Note: Nora Track is not approved for use with remote transformers. Low voltage fixtures required a transformer for each fixture, can be purchased as a separate item or a fixture with transformer included.

CONSTRUCTION

Extrusion
 0.030 die cast aluminum construction with 0.045 PVC insulators holding 12-gauge flat conductor wiring. Polarity groove is located on face of track to indicate location of grounding conductor.

Electrical

Single circuit: 2400 watts.
 Dual circuit: 4800 watts - 2400 maximum each circuit
 120V 60Hz

Polarity Groove

Each track section includes a groove on the surface of the extrusion. This groove must be continuous throughout the track run. Track heads also have a polarity groove, which must coincide with the track's polarity groove.

Compatibility

Nora track system is compatible with Halo, Catalina, Hampton Bay, Halo-Edison, or any other brand configured to Halo 3-wire track configuration.
Note: Wands and monopoint canopies are generally not compatible with other manufacturers.

Dimming


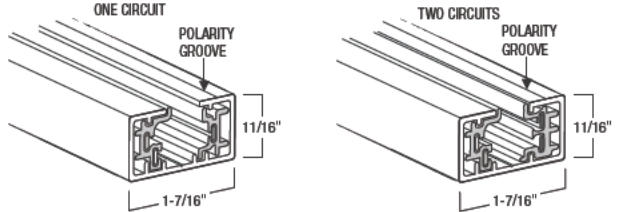
Nora track may be dimmed with any approved incandescent, magnetic low voltage, or electronic low voltage controls, depending on the track fixtures being used. If using two dimming switches on NT-2300 two-circuit track, only apply a single phase neutral to the shared common wire on the track rail. Do not attempt to use 3-way or multi-phase neutral if dimming.

Labels and Listings

UL Listed for indoor, dry location



DIMENSIONS



Length: 2', 4', 6', 8', 12'
 Height: 1 1/16"
 Width: 1-7/16"

Create a complete catalog number: Example: NT-302B

One-Circuit Track - select one from each column

Length	Finish
<input type="checkbox"/> NT-301 = 2'	<input type="checkbox"/> B = Black
<input type="checkbox"/> NT-302 = 4'	<input type="checkbox"/> BZ = Bronze
<input type="checkbox"/> NT-303* = 6'	<input type="checkbox"/> N = Natural Metal
<input type="checkbox"/> NT-304 = 8'	<input type="checkbox"/> S = Silver
<input type="checkbox"/> NT-331** = 12'	<input type="checkbox"/> W = White

* not available in Bronze
 ** not available in Bronze, Natural Metal

Two-Circuit Track - select one from each column

Length	Finish
<input type="checkbox"/> NT-2302 = 4'	<input type="checkbox"/> B = Black
<input type="checkbox"/> NT-2303 = 6'	<input type="checkbox"/> S = Silver
<input type="checkbox"/> NT-2304 = 8'	<input type="checkbox"/> W = White
<input type="checkbox"/> NT-2331^ = 12'	

^ not available in Silver

Track System Accessories

One-Circuit		Two-Circuit	
<input type="checkbox"/> NT-307	<input type="checkbox"/> NT-315	<input type="checkbox"/> NT-2307	<input type="checkbox"/> NT-2315
<input type="checkbox"/> NT-309	<input type="checkbox"/> NT-316	<input type="checkbox"/> NT-2309	<input type="checkbox"/> NT-2316
<input type="checkbox"/> NT-310	<input type="checkbox"/> NT-321	<input type="checkbox"/> NT-2310	<input type="checkbox"/> NT-2321
<input type="checkbox"/> NT-311	<input type="checkbox"/> NT-328	<input type="checkbox"/> NT-2311	<input type="checkbox"/> NT-2328
<input type="checkbox"/> NT-312	<input type="checkbox"/> NT-348	<input type="checkbox"/> NT-2312	<input type="checkbox"/> NT-2348
<input type="checkbox"/> NT-313	<input type="checkbox"/> NT-352	<input type="checkbox"/> NT-2313	<input type="checkbox"/> NT-2352
<input type="checkbox"/> NT-314	<input type="checkbox"/> NT-358	<input type="checkbox"/> NT-2314	<input type="checkbox"/> NT-2358

Single Circuit Feed Connector for Track Systems

NT-307 - Floating Canopy Feed



Connects track to existing outlet box anywhere along the track. Mounting hardware included.

Finishes: Black (B), Silver (S), White (W)

NT-309 - Flexible Connector



Connecting two tracks at any angle up to 90°. Can be used as a power feed. Add 7-1/2" to length.

Finishes: Black (B), Silver (S), White (W)

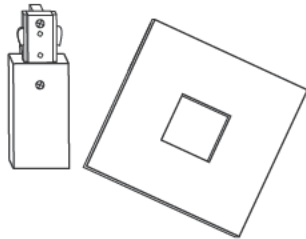
NT-310 - Straight Connector



To connect two track sections end to end. Cannot be used as a power feed. Add 1/8" to length.

Finishes: Black (B), Silver (S), White (W)

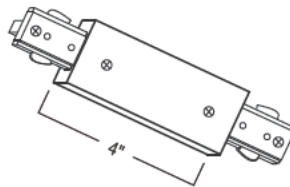
NT-311 - End Feed with Cover



Live end to start a run with separate junction box cover. Mounting hardware included.

Finishes: Black (B), Silver (S), White (W)
Canopy: 4-15/16" sq.

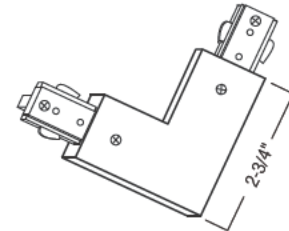
NT-312 - I-Connector



To connect two track sections together in a straight line. Add 4" to length, can be used as a power feed.

Finishes: Black (B), Silver (S), White (W)

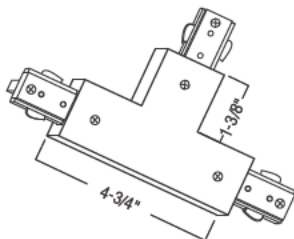
NT-313 - L-Connector



To connect two track sections at a 90° angle. Field adjustable for right or left polarity. Can be used as a power feed. Add 2-3/4" to length.

Finishes: Black (B), Silver (S), White (W)

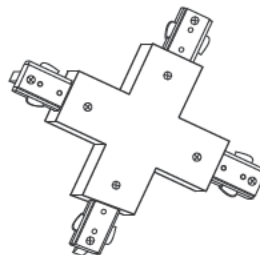
NT-314 - T-Connector



To connect three sections in a T configuration. Field adjustable for right or left polarity. Can be used as a power feed.

Finishes: Black (B), Silver (S), White (W)

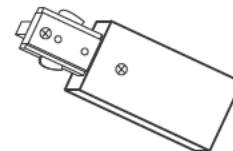
NT-315 - X-Connector



To connect four track sections in a X configuration. Can be used as a power feed. Add 4" to length.

Finishes: Black (B), Silver (S), White (W)

NT-316 - End Feed

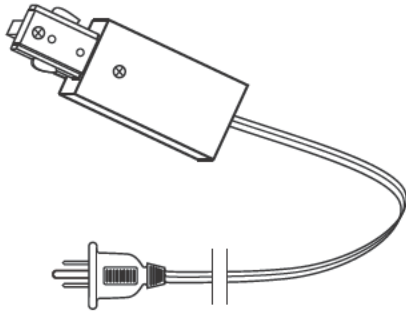


To start a run. Add 2-3/4" to length.

Finishes: Black (B), Silver (S), White (W)

Single Circuit Feed Connector for Track Systems

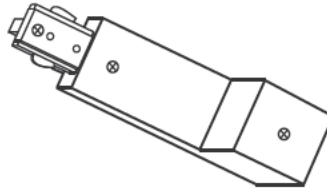
NT-321 - Cord and Plug Set



Live end feed with cord and 3-prong plug. 10-Amp 12-foot ground cord.

Finishes: Black (B), Silver (S), White (W)
Length of Cord: 12'

NT-328 - Live End Conduit Connector (Right Polarity)
NT-328/L - Live End Conduit Connector (Left Polarity)



Accepts standard 1/2" trade-size conduit fitting. Use with surface conduit feed.

Finishes: Black (B), Silver (S), White (W)
Length: 4-1/4" Knockout: 7/8"

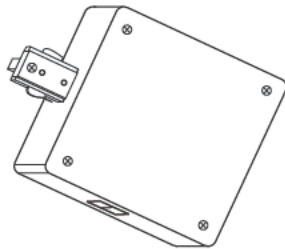
NT-348 - T-Bar Feed



To start a run on a T-Bar type ceiling. Mounting hardware included.

Finishes: Black (B), Silver (S), White (W)
Size: 4-1/4" sq. Depth: 1-1/8"

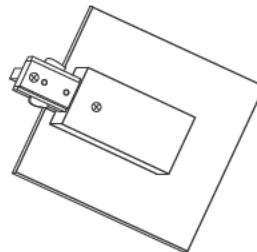
NT-348/A - End Feed w/Current Limiter



Energy code compliant with circuit breaker to limit the current load. Specify Amperage.

Amperage: 1A, 2.5A, 5A, 7.5A, 10A, 12A, 14A
Finishes: Black (B), Silver (S), White (W)
Size: 4-1/2" sq. Depth: 1-1/2"

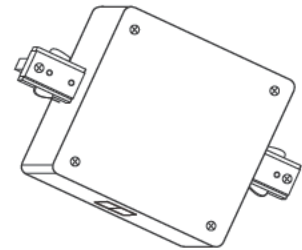
NT-352 - End Feed w/ attached Cover



Live end to start a run with attached junction box cover. Mounting hardware included.

Finishes: Black (B), Silver (S), White (W)
Size: 4-3/16" x 4-1/8"

NT-358/A - In-Line Feed w/Current Limiter



Energy code compliant with circuit breaker to limit the current load. Specify Amperage.

Amperage: 1A, 2.5A, 5A, 7.5A, 10A, 12A, 14A
Finishes: Black (B), Silver (S), White (W)
Size: 4-1/2" sq. Depth: 1-1/2"

NT-318 - Dead End Cap

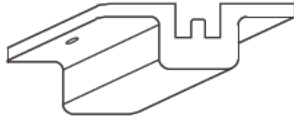


To end a run.

Finishes: Black (B), Silver (S), White (W)

Dual Circuit Feed Connector for Track Systems

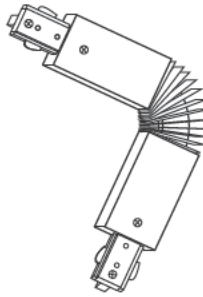
NT-2307 - Floating Canopy Feed



Connects track to existing outlet box anywhere along the track. Mounting hardware included.

Finishes: Black (B), Silver (S), White (W)

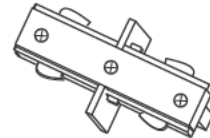
NT-2309 - Flexible Connector



Connecting two tracks at any angle up to 90°. Can be used as a power feed. Add 7-1/2" to length.

Finishes: Black (B), Silver (S), White (W)

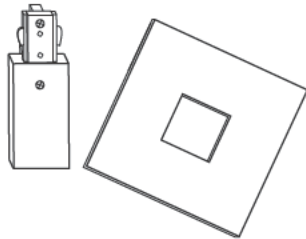
NT-2310 - Straight Connector



To connect two track sections end to end. Cannot be used as a power feed. Add 1/8" to length.

Finishes: Black (B), Silver (S), White (W)

NT-2311 - End Feed with Cover



Live end to start a run with separate junction box cover. Mounting hardware included.

Finishes: Black (B), Silver (S), White (W)
Canopy: 4-15/16" sq.

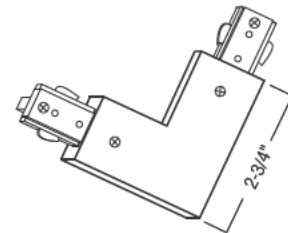
NT-2312 - I-Connector



To connect two track sections together in a straight line. Add 4" to length, can be used as a power feed.

Finishes: Black (B), Silver (S), White (W)

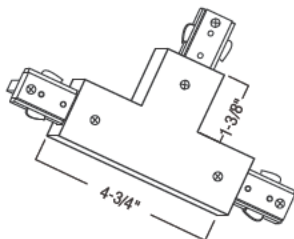
NT-2313L - L-Connector Left Polarity
NT-2313R - L-Connector Right Polarity



To connect two track sections at a 90° angle. Field adjustable for right or left polarity. Can be used as a power feed. Add 2-3/4" to length.

Finishes: Black (B), Silver (S), White (W)

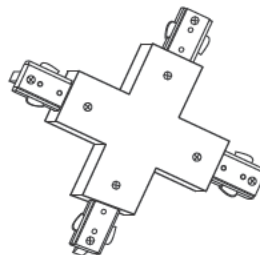
NT-2314L - T-Connector Left Polarity
NT-2314R - T-Connector Right Polarity



To connect three sections in a T configuration. Field adjustable for right or left polarity. Can be used as a power feed.

Finishes: Black (B), Silver (S), White (W)

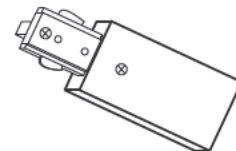
NT-2315 - X-Connector



To connect four track sections in a X configuration. Can be used as a power feed. Add 4" to length.

Finishes: Black (B), Silver (S), White (W)

NT-2316 - End Feed

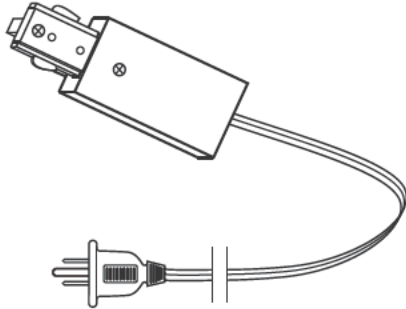


To start a run. Add 2-3/4" to length.

Finishes: Black (B), Silver (S), White (W)

Dual Circuit Feed Connector for Track Systems

NT-2321 - Cord and Plug Set



Live end feed with cord and 3-prong plug. 10-Amp 12-foot ground cord.

Finishes: Black (B), Silver (S), White (W)
Length of Cord: 12'

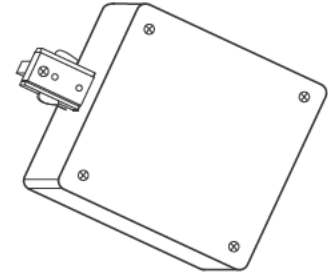
NT-2328 - Live End Conduit Connector (Right Polarity)
NT-2328/L - Live End Conduit Connector (Left Polarity)



Accepts standard 1/2" trade-size conduit fitting. Use with surface conduit feed.

Finishes: Black (B), Silver (S), White (W)
Length: 4-1/4" Knockout: 7/8"

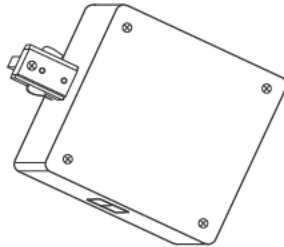
NT-2348 - T-Bar Feed



To start a run on a T-Bar type ceiling. Mounting hardware included.

Finishes: Black (B), Silver (S), White (W)
Size: 4-1/4" sq. Depth: 1-1/8"

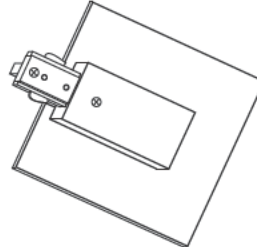
NT-2348/A - End Feed w/Current Limiter



Energy code compliant with circuit breaker to limit the current load. Specify Amperage.

Amperage: 1A, 2.5A, 5A, 7.5A, 10A, 12A, 14A
Finishes: Black (B), Silver (S), White (W)
Size: 4-1/2" sq. Depth: 1-1/2"

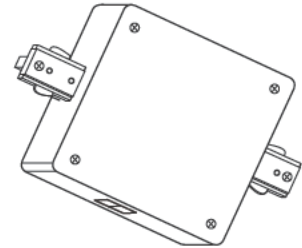
NT-2352 - End Feed w/ attached Cover



Live end to start a run with attached junction box cover. Mounting hardware included.

Finishes: Black (B), Silver (S), White (W)
Size: 4-3/16" x 4-1/8"

NT-2358/A - In-Line Feed w/Current Limiter



Energy code compliant with circuit breaker to limit the current load. Specify Amperage.

Amperage: 1A, 2.5A, 5A, 7.5A, 10A, 12A, 14A
Finishes: Black (B), Silver (S), White (W)
Size: 4-1/2" sq. Depth: 1-1/2"

NT-2318 - Dead End Cap

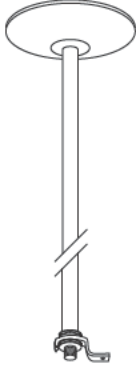


To end a run.

Finishes: Black (B), Silver (S), White (W)

Suspension and Accessories for Track System

NT-305 - 18" Pendant Assembly Kit
NT-306 - 24" Pendant Assembly Kit
NT-336 - 36" Pendant Assembly Kit
NT-329 - 48" Pendant Assembly Kit



Stems are 5/16" hollow rod with right hand screw threading. Kit includes stem, canopy, cover for back side of track and hardware. Minimum 2 pendants per track up to 4' track section or 1 per end then every 4' thereafter.

Finishes: Black (B), Silver (S), White (W)

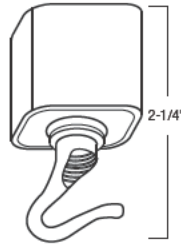
NT-322 - 18" Extension Rod
NT-323 - 24" Extension Rod
NT-324 - 36" Extension Rod
NT-325 - 48" Extension Rod



For use with line voltage track fixtures to extend track head or with low voltage NTL-2200 transformer and fixture combination.

Finishes: Black (B), Silver (S), White (W)

NT-308 - Utility Hook



Non-electrical, for chain hung fixtures up to 30 lbs.

Finishes: Black (B), Silver (S), White (W)

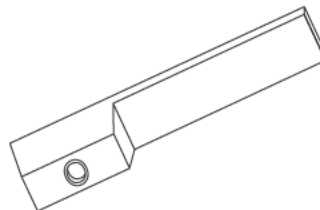
NT-319 - Monopoint Power Feed



For use with line voltage fixtures, NTH series. Mount to outlet box.

Finishes: Black (B), Silver (S), White (W)
Size: 4-1/2" sq.

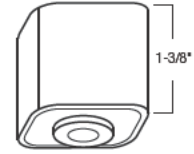
NT-326 - Wire Way Cover



Covers pendant mount lead on back side of track. Use one for each live end.

Finishes: Black (B), Silver (S), White (W)
Length: 8-1/8" Width: 1-1/4"

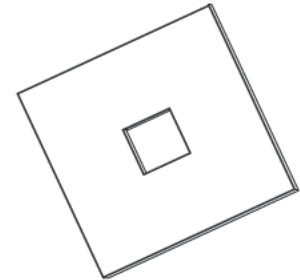
NT-317 - Track Adapter



For use with NRA-84 (black) or NRA-85 (white) strain relief for pendant cord fixtures (not included)

Finishes: Black (B), Silver (S), White (W)

NT-320 - Outlet Box Cover



For use with any electrical feed connectors.

Finishes: Black (B), Silver (S), White (W)
Size: 4-15-16" sq.

NT-327 - Outlet Adapter

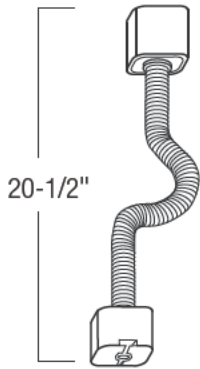


Allows 3-prong power outlet on track

Finishes: Black (B), Silver (S), White (W)

Suspension and Accessories for Track System

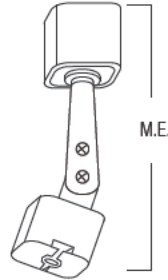
NT-330 - 18" Flexible Extension



Extends track head from track. For use only with NTL-2200 series or smaller weight track fixtures

Finishes: Black (B), Silver (S), White (W)

NT-333 - Slope Adapter - for 3-wire track w/3-wire track head. ME 4-3/4"
NT-333 - Slope Adapter - for 2-wire track w/3-wire track head. ME 4-3/4"
NT-333 - Slope Adapter - for 3-wire track w/2-wire track head. ME 4-3/4"



Finishes: Black (B), Silver (S), White (W)

NT-355/8 - 96" Aircraft Cable Suspension Kit
NT-355/20 - 240" Aircraft Cable Suspension Kit



Kits are available in 8' or 20' field adjustable steel cable. Coupler attaches to T-Bar mounting clip or stud that mounts to ceiling. T-Bar clip and hanger bolt are included with mounting hardware.

Finish: White (W)

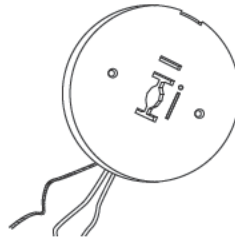
NT-337 - Monopoint Power Feed



For use with low voltage fixtures, NTL series. Must be used with NTL-2200 transformer.

Finishes: Black (B), Silver (S), White (W)
 Size: 5-5/16" sq. Depth: 7/16"

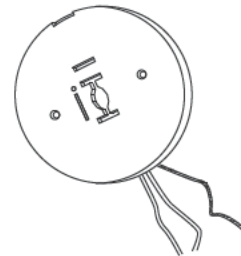
NT-347 - Monopoint with Integral Transformer



50W electronic transformer included in monopoint. Allows for one low voltage track NTL-2200 series track head. Mounts permanently to outlet box.

Finishes: Black (B), Silver (S), White (W)
 Size: 4-1/2" Dia. Depth: 1-1/8"

NT-366 - Monopoint Power Feed



For use with line voltage fixture, NTH series. Mounts to outlet box.

Finishes: Black (B), White (W)
 Size: 4-15/16" Dia. Depth: 7/16"

NRA-132/48 - 48" Replacement Stem
NRA-132/72 - 72" Replacement Stem
NRA-132/96 - 96" Replacement Stem



To extend the track from ceiling in custom designs.

Finishes: Black (B), Silver (S), White (W)

NT-349 - Slope Pendant Adapter



Allows pendant assembly kit (NT-305, NT-306, NT-336, NT-329) to hang straight down from sloped ceiling.

Finishes: Black (B), White (W)

NT-370 - Transformer with QuickJack

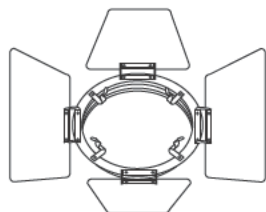


For use with NRS66 series QuickJack fixtures. Dimmable only with electronic low voltage dimming control.

Finishes: Black (B), Silver (S), White (W)

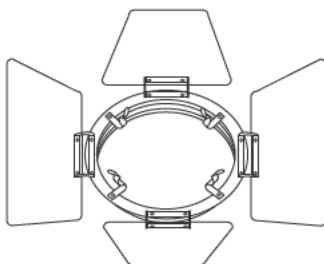
Suspension and Accessories for Track System

NT-338 - Barn Door for R/PAR20



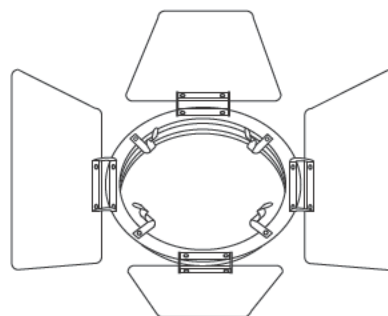
Flat back & round cylinder only.
Finish: Black (B)

NT-339 - Barn Door for R/PAR30



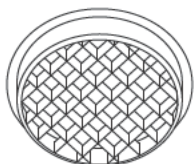
Flat back & round cylinder only.
Finish: Black (B)

NT-340 - Barn Door for R/PAR38



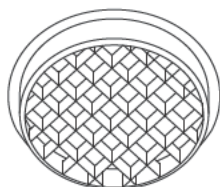
Flat back & round cylinder only.
Finish: Black (B)

NT-341 - Black Louver for R/PAR20



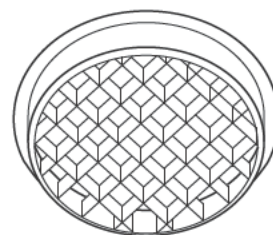
Must be used with NT-344 holder.
Finish: Black (B)

NT-342 - Black Louver for R/PAR30



Must be used with NT-345 holder.
Finish: Black (B)

NT-343 - Black Louver for R/PAR38



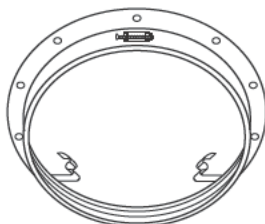
Must be used with NT-346 holder.
Finish: Black (B)

NT-344 - Holder for for R/PAR20



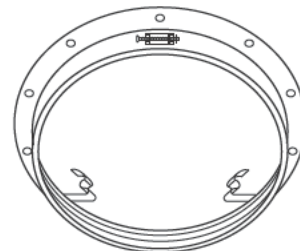
Flat back & round cylinder only.
Finish: Black (B)

NT-345 - Holder for for R/PAR30



Flat back & round cylinder only.
Finish: Black (B)

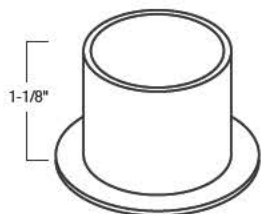
NT-346 - Holder for for R/PAR38



Flat back & round cylinder only.
Finish: Black (B)

Suspension and Accessories for Track System

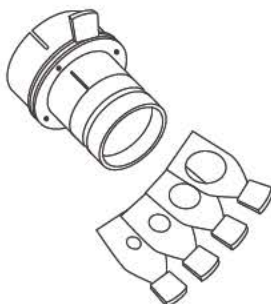
NT-350 - Black Snoot



For use with NTL-217 or NTL-211.
Reduces glare and spill light.

Finish: Black (B)

NT-351 - Beam Concentrator



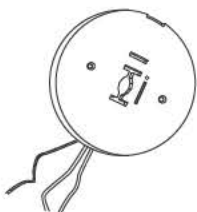
For use with MR16/FL lamp. Concentrates beam to produce well-defined round spot of lighting. Includes four round beam templates for choice of beam size. For use with NTL-215 or NTL-2215.

Finish: Black (B)

NT-360 - MR16 Mesh Shield
NT-361 - Flange/Ring Holder
NT-361X - Mesh Shield & Ring Combination




NT-362 - MR16 Honeycomb Louver



Finish: Black (B)
Diameter: 2"

NT-363 - MR16 Relamping Tool



NT-365 - JC Frosted Lamp Shield



For use with European Collection.

NRA-82 - Stem Coupler



For connecting stems together.

NRA-84 - Strain Relief (Black)
NRA-84S - Strain Relief (Silver)
NRA-85 - Strain Relief (White)



For use with NT-317.

Finishes: Black (B), Silver (S), White (W)

NRA-132/48 - 48" Pendant Stem
NRA-132/72 - 72" Pendant Stem
NRA-132/96 - 96" Pendant Stem



For use with NT-305 Pendant Assembly Kit, to extend the track. 5/16" hollow rod with Right-hand screw threading.

Finish: Black (B)

Suspension and Accessories for Track System

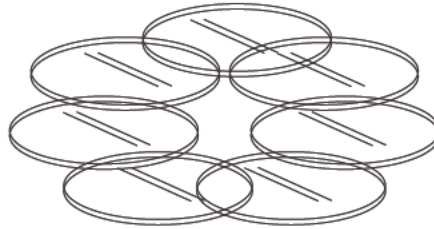
NGD-17 - MR16 Glass Shield



For use with NTL-304, NT-305, NT-306.
Factory installation required.

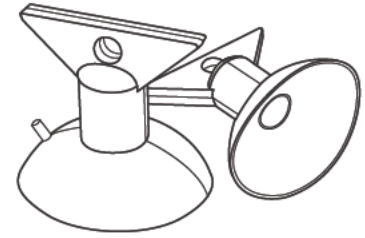
Finishes: Amber (A), Blue (B),
Frosted White (F), Green (G), Red (R)

NM-100/MR16 - 2" Glass Lens for MR16

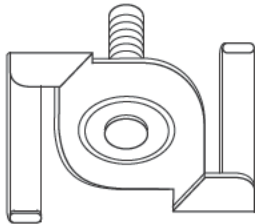


Finishes: Blue (B), Clear (C), Frosted (F),
Green (G), Linear (L), Pink (P),
Red (R), Spread (S), Yellow (Y)

NRS90-N20 - Suction Cup Lamp Changer



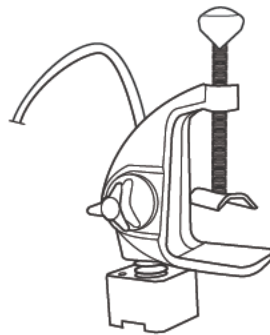
NT-332 - T-Bar Attachment Clip



Attaches track to T-Bar ceiling. Add 15/16"
rod.

Finishes: Black (B), Silver (S), White (W)

NT-364 - Clamp Adapter 10' Cord
NT-364C - Clamp Adapter w/Curly Cord



Finishes: Black (B), White (W)

NT-374 - 4" Track Adapter Cover
NT-376 - 6" Track Adapter Cover



Converts recessed housing to a monopoint for
one track fixture, 75W max.

Finishes: Black (B), White (W)