

Model Number:

Approvals:

Type:

Job:

STANDARD FEATURES

- Recessed, wall recessed or universal mounting
- Compact, low profile design
- Standard colors, white, black, brushed aluminum
- Red or green super bright LEDs
- Field installable directional arrows
- Consumes less than 3 watts for AC units and less than 5 watts for battery backup units
- 120/277 volt operation
- Attractive aluminum extrusion design
- Constant, uniform illumination
- Optional Self-Test/Self-Diagnostics

BATTERY BACK-UP

- Test button and LED AC/DC indicator
- Overcharge protected
- Brown-out protected
- UL recognized, maintenance-free, sealed lead acid battery
- ETL listed 90 minute emergency run-time


WARRANTY

Any component that fails due to manufacturers defect is guaranteed for 5 years with a separate 3 year pro-rated warranty on the battery. The warranty does not cover physical damage, abuse or acts of God and Exitronix reserves the right to charge for such repairs if deemed necessary.

CONFORMANCE TO CODES & STANDARDS

ETL & UL Listed to Meet UL 924, NEC, OSHA, and NFPA, Life Safety Code Illumination Requirements

SPECIFICATIONS ARE SUBJECT
TO CHANGE WITHOUT NOTICE

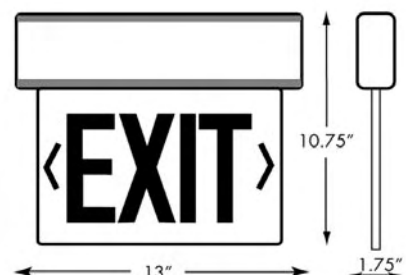


DIMENSIONS

Recessed Mount



Surface Mount



ENERGY EFFICIENT

High output red or green LEDs provide superior brightness and uniformity with a service life in excess of 25 years. Energy consumption of less than 3 watts for AC only or less than 5 watts for battery back-up units.


INSTALLATION

Surface Mounting: Completely universal canopy provides for side, ceiling or flush mounting. All hardware is included.

Recessed Mounting: Recessed ceiling mount, accessible above the plenum. Housing requires 14½" x 2⅞" cut out. Bar hanger assembly allows 1⅝" variable depth to ensure flush fit, proper seal and eliminate light leak. Trim plate allows ¾" adjustment range for accurate alignment. Trim plate attaches to housing with two 1" #10 screws (provided). Electronics and battery contained in housing. Plug-in battery connector supplied for easy installation. Hardware provided.

BATTERY

Six volt, sealed, lead acid, maintenance-free and rechargeable.



Press-on directional arrows allow for placement in all applications.

HOUSING

Surface Mounting: Engineering grade aluminum extruded housing available in satin, white and black finishes.

Recessed Mounting: Extruded aluminum housing supplied with galvanized steel adjustable bar hanger assembly.


Wall Recessed Mounting: Extruded aluminum housing and trimplate.

PANELS

Constructed of clear acrylic with beveled lettering for maximum light output. Exit letters are 6" high with a ¾" stroke. Double face panels are supplied with a mirror insert. All units are supplied with press-on directional arrows for placement in all applications.

ELECTRICAL

120/277 VAC operation. AC on indicator light and test switch provided. Low voltage disconnect feature prevents battery from deep discharge while maintaining 90 minute code required emergency operation.



ORDERING INFORMATION:

V902	R	LB	RC	WH	2CI
SERIES	MOUNTING	POWER SOURCE	PANEL COLOR	HOUSING COLOR	OPTIONS
V902 = Single V903 = Double	R = Recessed U = Universal Surface WR = Wall Recessed	LB = Less Battery WB = With Battery	Single Face RC = Red Letters Clear Panel GC = Green Letters Clear Panel	WH = White BL = Black BA = Brushed Aluminum	2CI = Dual Circuit G2 = Self Test/Self Diagnostics
			Double Face RM = Red Letters Mirror Panel GM = Green Letters Mirror Panel		
			<i>*All V903 double face units are supplied with a mirror separator</i>		

