

IMPORTANT DOCUMENTS ENCLOSED

RETURN SHIPPING INFORMATION ENCLOSED

RECYCLEPAK® INSTRUCTIONS AND RETURN SHIPPING INFORMATION

DO NOT DISCARD

Thanks for using RECYCLEPAK®! If you have any questions or require additional services, Veolia Environmental Services can assist, please call us toll-free at 1-888-669-9725

RECYCLEPAK® TERMS AND CONDITIONS

USE OF THE RECYCLEPAK® CONTAINER OR SERVICE IS CONSIDERED ACCEPTANCE OF THE TERMS AND CONDITIONS.

Thank you for choosing the RECYCLEPAK® service for the proper handling and recycling of your lamps. (The word "MATERIALS" is used herein to describe the wastes). In order to serve you better, we have prepared these Terms and Conditions to set forth your and our rights and obligations. Please understand that, by using RECYCLEPAK® containers, you are agreeing to these Terms and Conditions.

Refunds- If you purchased your RECYCLEPAK® online at www.prepaidrecycling.com or any of our manufacturing partner web sites and do not agree with these Terms and Conditions please call us, within 15 days, toll-free at 1.888.669.9725 for return instructions. We will make every effort to send you a refund following receipt of the unused RECYCLEPAK® containers. To be eligible for a refund, you must provide a proof of purchase, so please retain your receipt showing the purchase price and date. If you purchased your RECYCLEPAK® from a distributor or third-party, please contact the distributor or third-party directly to request a refund.

Our Promise- We promise that our RECYCLEPAK® containers provided they have not been damaged and have been properly packed and sealed in accordance with our instructions, with contents limited to only the MATERIALS described above, are suitable for shipping those MATERIALS. (If a prepaid shipping label was provided to you with the containers, please use it to ship your MATERIALS to us. If you did not receive a prepaid shipping label, you are located in a state or jurisdiction that does not allow their use. In this case, please contact Veolia toll-free at 1-888-669-9725 to arrange for shipping). In accordance with 40 CFR 264.12(b), 273.18(d) and 273.38(d), we have the appropriate permits and agree to receive the MATERIALS, as described on the RECYCLEPAK® label and packaging instructions. We also promise that we will properly manage, recycle and dispose of the enclosed MATERIALS in accordance with the law, provided that we receive the RECYCLEPAK® container within 18 months of purchase date. If you abide by your promise as stated below, we agree to take title to, and all other incidents of ownership, to your MATERIALS at the time that the RECYCLEPAK® container(s) is received by our transporter. If, for any reason, our carrier as identified on the prepaid return label will not ship the RecyclePak® container, we will work with you to identify alternative shipping. We will refund the actual shipping charges received by us from you if similarly priced alternative shipping cannot be located.

Your Promise- You promise that you will send us only the MATERIALS described above, in undamaged RECYCLEPAK® containers packaged in accordance with our instructions, in a quantity that does not exceed the stated capacity of the containers. If included, you promise to properly fill out the prepaid shipping label (Name, address, city, state or province, zip or postal code) and affix where stated to the container. Furthermore, you promise not to place the prepaid shipping label on any pail, box or drum other than RECYCLEPAK® provided.

Please understand that your failure to keep your promise may result in bodily injuries (including death), property damage, contamination of or adverse effects on the environment and/or violation of applicable laws or regulations and may also result in our seeking indemnification from you under the Indemnification section below. Legal action, suits, claims, costs and expenses incidental thereto, in addition to government-assessed fines and penalties could occur in connection with your failure to keep your promise.

Additional Charges and Return of Materials - So we can serve you better please be sure to use RECYCLEPAK® containers for sending us only the MATERIALS described above and to use them in accordance with our instructions. If you exceed the stated capacity of a RECYCLEPAK® container, we can charge you an additional fee to compensate us for the extra MATERIALS. DO NOT EXCEED THE STATED CAPACITY FOR ANY CONTAINER. AN ADDITIONAL SERVICE FEE WILL APPLY FOR ALL ITEMS RECEIVED THAT EXCEED THE STATED CAPACITY. If you send us wastes that are not MATERIALS as described above, we will try to manage these wastes, if possible, but we can charge you for any extra costs and, if we cannot accept the wastes, you agree we can return the wastes to you at your expense and that you will reimburse us for the extra costs we incur.

DISCLAIMER - IN NO EVENT SHALL WE BE RESPONSIBLE TO YOU FOR CONSEQUENTIAL, INCIDENTAL, INDIRECT, SPECIAL OR PUNITIVE DAMAGES IN CONNECTION WITH THESE TERMS AND CONDITIONS OR YOUR USE OF RECYCLEPAK® CONTAINERS, WHETHER BASED IN CONTRACT, TORT, STRICT LIABILITY, STATUTE OR OTHERWISE.

Indemnification

A. We promise to indemnify you (which includes your employees, officers and directors) from any and all liability and claims (including costs of defense, settlement and reasonable attorneys' fees) which you may incur as the result of bodily injuries (including death), property, contamination of the environment or any violation of law to the extent caused by (1) our breach of these Terms and Conditions (including, but not limited to, the Our Promise section above) or (2) our or our employees', officers' or directors' negligence or willfulness which occurs during our providing services to you, as long as you have sent us wastes that are MATERIALS as described above.

B. You promise to indemnify us (which includes our employees, officers and directors) from any and all liability and claims (including costs of defense, settlement, and reasonable attorneys' fees) which we may incur as the result of bodily injury (including death), property damage, contamination of the environment or any violation of law to the extent caused by (1) your breach of these Terms and Conditions (including, but not limited to, the Your Promise section above) or (2) you or your employees', officers' or directors' negligence or willfulness which occurs during your seeking or obtaining services from us.

THE INSTRUCTIONS MUST BE FOLLOWED FOR SAFE PACKING, STORAGE AND SHIPMENT OF THIS CONTAINER.

Arranging for Pick Up

To arrange for pickup of this package, please follow the instructions below:

1. Follow instructions to properly assemble, fill and seal this container
2. Call Veolia Customer Service, toll-free at 888-669-9725 to arrange for a pickup.

Additional Shipping Charges

If you exceed the stated capacity of an RECYCLEPAK® container, ship us non-approved contents, ship us items in the wrong RECYCLEPAK® container, ship us items in a container other than an approved RECYCLEPAK® container we can charge you an additional fee to compensate us.

Required Safety Supplies

Veolia requires the user of this service to utilize gloves and safety glasses when handling fluorescent and other types of lighting.

Customer Service

1-888-669-9725 Monday – Friday- 8am to 5pm CST

THE INSTRUCTIONS MUST BE FOLLOWED FOR SAFE PACKING, STORAGE AND SHIPMENT OF THIS CONTAINER.

Arranging for Pick Up

To arrange for pickup of this container, please call toll-free 1-888-669-9725.

AUTHORIZED MATERIALS

this container can accept 4ft straight fluorescent lamps, u-tubes and high intensity discharge lamps ONLY. DO NOT PLACE ADDITIONAL LAMP TYPES OR WASTE TYPES INTO THIS CONTAINER. If placing HIDs into this container, wrap in newspaper or place in original manufacturer packaging prior to inserting

Additional Shipping Charges

If you exceed the stated capacity of an RECYCLEPAK® container, ship us non-approved contents, ship us items in the wrong RECYCLEPAK® container, ship us items in a container other than an approved container we can charge you an additional fee to compensate us.

Required Safety Supplies

Veolia requires the user of this service to utilize gloves and safety glasses when handling fluorescent and other types of lighting.

Customer Service

1-888-669-9725 MONDAY – FRIDAY- 8AM TO 5PM CST

BULK LAMP RECYCLING KIT ASSEMBLY AND USE INSTRUCTIONS (APPLIES TO SUPPLY144)



AUTHORIZED MATERIALS

- 4' STRAIGHT LAMPS- T12- 800 QTY
- 4' STRAIGHT LAMPS- T8- 1600 QTY
- HIDS- 400W, 750W - 360 QTY
- HIDS- 1000W, 1500W- 120 QTY


Assembly Required

STEP #1- UnPack Containers



Your RECYCLEPAK will be delivered in two containers. Unpack your RECYCLEPAK Bulk Lamp Recycling Kit and take inventory per the inventory stickers on the front of the shipping containers and below.

STEP #2- Verify Components




Your RECYCLEPAK kit should include the following pieces. Please verify that all pieces are included with your kit. If you are missing pieces, please call 1-888-669-9725 for replacement supplies.

- A - 1 QTY - Top Outer Shipping Wrap with Flaps
- B - 1 QTY - Bottom Outer Wrap without Flaps
- C - 4 QTY - Double Wall 1/2 RSC Tubes
- D - 4 QTY - Plastic Pallet Runners
- E - 1 QTY - Roll of Tape
- F - 4 QTY - Poly Liner Ties
- G - 1 QTY - Terms and Conditions and Instruction Document
- H - 8 QTY - Double Wall 1/2 RSC Tube Pads
- I - 1 QTY - Pallet Base
- J - 4 QTY - Liners
- K - 2 QTY - Folded Double Wall Pallet Base Pads
- L - 3 QTY- Universal Waste Labels (For Additional Labeling Needs)


If you are Missing Pieces, Please call 1-888-669-9725 for Replacement Supplies. 2 People May Be Required for Proper Assembly.

STEP #3- UnPack Pallet Base




Locate pallet base (Item #1) and place white side down. The pallet base should be positioned so the width is in front of your and the length is on the side.

STEP #4- Insert Middle Runners




Insert 2 QTY of the plastic pallet runners (Item #D) into the middle of 3 holes on the pallet base. Plastic pallet runners should be placed back to back.

STEP #5- Checkpoint



Please verify that your assembly of the 2 QTY middle plastic pallet runners resembles the above image.

STEP #6- Fold Side of Pallet Base




Fold side of pallet base and press tabs into precut slots on bottom of base.

STEP #7- Tape Side of Pallet Base



Tape side of folded pallet base. Tape entirely down the side.


STEP #8- Tape Other Side of Pallet Base



Follow steps #5 and #6 to fold and tape the other side of the pallet base.

ASSEMBLY AND USE INSTRUCTIONS...Continued

STEP #9- Checkpoint




Please verify that your assembly resembles the assembly above with the 2 plastic pallet runners located in the center of the base and the 2 sides folded and taped.

STEP #12- Fold Front of Pallet Base



While holding the inside flaps in as stated in Step #11, slightly pick up the front of the pallet base and fold the front flap, securing it around the plastic pallet runner.

STEP #15- Insert 1st Pallet Base Pad




Insert one double wall folded pallet base pads (Item #K) into open section as illustrated above.

STEP #18- Insert Double Wall Tube




Insert one assembled and taped double wall 1/2 RSC tube onto pallet base.

STEP #10- Fold Front of Pallet Base




Taking note to the image above, fold the front of the pallet base, making a "V-Shaped" fold. This is done to shape the front only. Please return to its original shape following the fold.

STEP #13- Press Tabs to Secure Base




With front flap folded over the plastic pallet runners, press and secure all three tabs on the fold to the base. Repeat Steps #10, #11, #12 and #13 to fold, insert and secure the 4th plastic pallet runner to the other side of the pallet base.

STEP #16- Insert 2nd Pallet Base Pad




Insert the other double wall folded pallet base pads (Item #K) into the other open section as illustrated above..

STEP #19- Insert Double Wall Tube Pad




Locate and add 2 QTY of the double wall 1/2 RSC tube pads (Item #H) into assembled double wall tube. If you are intending to add full lamp boxes to this container, only 1 tube pad is needed in each double wall tube.

STEP #11- Insert 3rd Plastic Runner



After folding the front flap, add the 3rd plastic pallet runner as shown above. Take special note to fold the inside flaps in at the same time.

STEP #14- Checkpoint




Please verify that your assembly resembles the picture above with all 4 plastic pallet runners secured to pallet base.

STEP #17- Assemble Double Wall Tubes



Locate, fold flaps and tape all 4 double wall 1/2 RSC tubes (Item #C).


STEP #20- Add Other Three Tubes



Continues steps #18 and #19 to insert 3 other double wall 1/2 RSC tubes onto base.

ASSEMBLY AND USE INSTRUCTIONS...Continued

STEP #21- Add Liners



Locate and add a liner (Item #J) to each double wall 1/2 RSC tube.

STEP #22- Add Bottom Outer Wrap



Locate bottom outer wrap without flaps (Item #B) and with the help of another person, slide over lined double wall tubes.

STEP #23- Add Top Wrap



Locate top outer wrap with flaps (Item #A) and with the help of another person, slide over lined double wall tubes, making sure the wraps meet in the middle of the container.

STEP #24- Tape Middle



Using tape provided, tape middle seam, where top and bottom wraps meet. Ensure to tape completely around the container. Top and bottom wrap must meet completely in the middle.

STEP #25- Add Lamps



Wearing the proper safety gear, including glasses and gloves, add intact fluorescent lamps to lined double wall tube. SEE AUTHORIZED MATERIALS ON PAGE 1. DO NOT PLACE BROKEN LAMPS INTO THIS CONTAINER. Alternatively, entire lamp cases can be placed in this container. Keep container closed in between filling.

STEP #26- Seal Liners



When double wall tube is full of lamps, seal liner with provided plastic tie (Item #F).

STEP #27- Seal Top



When all 4 double wall tubes are filled and liners are sealed, fold flaps in order marked and tape to seal.

STEP #28- Ship



Call Veolia, toll-free at 1-888-669-9725 to arrange for a pickup.

**Questions?
Call 1-888-669-9725
Proper Assembly and
Use is Important!**

THE INSTRUCTIONS MUST BE FOLLOWED FOR SAFE PACKING, STORAGE AND SHIPMENT OF THIS CONTAINER.

Arranging for Pick Up

To arrange for pickup of this container, please call toll-free 1-888-669-9725.

AUTHORIZED MATERIALS

This container can accept 4ft straight fluorescent lamps, u-tubes and high intensity discharge lamps ONLY. DO NOT PLACE ADDITIONAL LAMP TYPES OR WASTE TYPES INTO THIS CONTAINER. If placing HIDs into this container, wrap in newspaper or place in original manufacturer packaging prior to inserting

Additional Shipping Charges

If you exceed the stated capacity of a container, ship us non-approved contents, ship us items in the wrong container, ship us items in a container other than an approved container we can charge you an additional fee to compensate us.

Required Safety Supplies

Veolia requires the user of this service to utilize gloves and safety glasses when handling fluorescent and other types of lighting.

Customer Service

1-888-669-9725 MONDAY - FRIDAY- 8AM TO 5PM CST