

NHPIC Economy Title 24 Airtight Series

6" Vertical Double Wall Housing with Baffle Trim

Quad/Triple Compact Fluorescent

NORALIGHTING

Type _____
 Project _____
 Catalog No. _____
 Lamp/Wattage _____

PRODUCT DESCRIPTION

New Construction designed for use in insulated ceilings, can be in direct compact with thermal insulation and meets air tight (AT) standards. Uses electric compact fluorescent ballast to meet stringent energy requirements. The six-inch downlight is rated for use with one quad or triple 4-pin vertically configured compact fluorescent lamp. A wide choice of trims is available.

CONSTRUCTION

Mounting Frame

One piece 0.050 galvanized steel die cut frame.

Housing

Inner housing is 0.040 steel housing adjusts from 5/8" (Min) to a maximum ceiling thickness of 1-5/8". Integral spring brackets remain flush with housing. Outer housing restricts airflow from room into ceiling plenum to <2 CFM (cubic feet per minute) in accordance with Washington State Energy Code requirements.

Socket Plate

Galvanized steel socket plate adjust inside housing for optimum light performance. One 4-pin push in socket.

Bar Hangers

Two 13-3/4" to 24" adjustable bar hangers with nails are included on frame. Bar hangers are parallel to junction box, but can be repositioned 90° perpendicular to junction box if desired. Bar hanger foot contoured to align to bottom of construction joist. A T-Bar notch allow for easy installation in a suspended ceiling.

Junction Box

Prewired 25 cubic inch .064" thick galvanized steel, with seven 7/8" knockout, four Romex® pryouts, and snap on covers. All leads are #18AWG wire, the ground wire is connected to the bottom, and quick connectors are supplied on all leads. Through branch circuit wiring, (4-in, 4-out).

Lamp

One quad or triple tube lamp 13-42W ordered separately.

Ballast

Thermally protected, electronic high power factor, single tap input voltage ranging from 110V – 277V, 0.358 Ampere - 0.1552 Ampere, 50/60Hz with end of life protection. Class P, 42 Watts maximum.

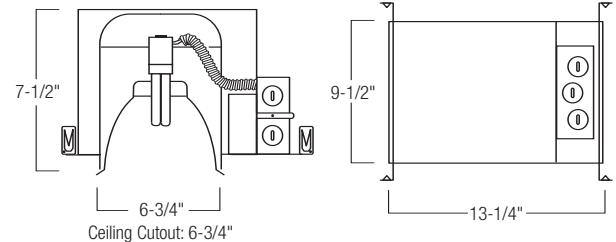
Starting Temperature	0° F – 18°C
Operating Ambient Temperature	75°C (Max)
Start Rating	>50,000
Power Factor	HPF
Flicker	<3%
THD	<10%

(For magnetic ballast consult factory.)

Optional Accessories

FS	Fuse 2A
NRA-28	27" Flat Bar Hanger
E2	120/277V Ballast
NR-30	Optional Color Rings (B, C, G, W for NTA Trims)
NOR-30	Oversize Color Rings (B, C, G, W for NTA Trims)

DIMENSIONS



Cut out: 6-3/4"
 Height: 7-1/2"

Housing Length: 13-1/4"
 Housing Width: 9-1/2"

Trim

Baffle is precision spun .040 aluminum with deep grooves to reduce aperture glare. Non-reflective matte black or white painted finishes.

Optional Dimming

A variety of dimming ballast option are available in 13-26W. Each option requires a controller that is compatible. Specify suffix.

- D10 Universal Technologies 0-10V (4Wire),
- MX1 Advance Mark X 120V (2Wire), (Specify Wattage)
- MX2 Advance Mark X 277V (2Wire), (Specify Wattage)
- M7 Advance Mark 7 (4Wire),
- L51 Lutron SE 5% 120V (3Wire), (Specify Wattage)
- L52 Lutron SE 5% 277V (3Wire), (Specify Wattage)

Optional Emergency

90 minutes, 650 lumen battery backup must be ordered separately and installed apart from the housing in an accessible location.

Labels and Listings

UL Listed for damp location
 cUL Certified
 State of California Title 24
 Washington State ASATME-283 for Air-Tight
 Energy Star Rated (Electronic ballast only)



Create a complete fixture/trim catalog number: Example: NHPIC - 2642ATE2 / NTA - 101

Housing - select one box from each column				Options		
Catalog No.	Lamps	Wattage	Ballast	Dimming		Fuse
NHPIC-	1	26-42	ELAT (120V)	D10	M7	FS
			ATE2 (120/277V)	MX1	L51	
				MX2	L52	

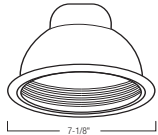
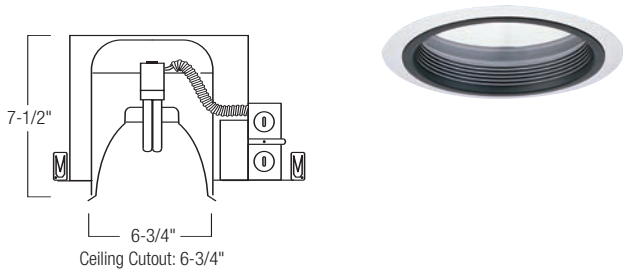
Baffle Trims				
Catalog No.	Baffle	Reflector	Ring	Flange
NTA-101	B	C	W	WF
NTA-102	W	W		
NTA-730				
NTM-713W/PL				

Baffle Finishes: B = Black, W = White Reflector Specular Finishes: C = Chrome

NORALIGHTING

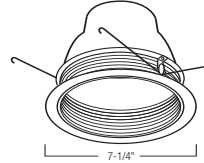
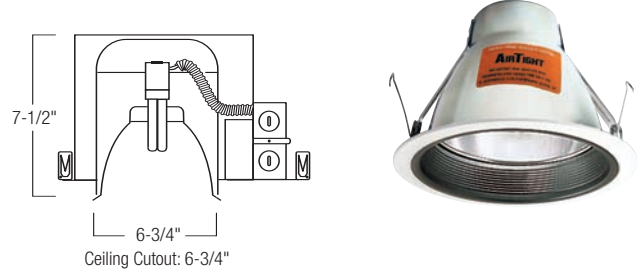
BAFFLE TRIMS

NTA-101 Cone Reflector w/Black Baffle Insert



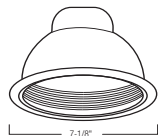
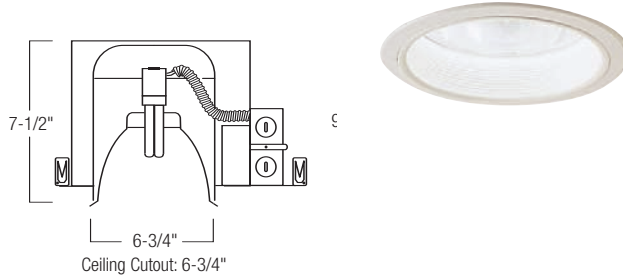
Baffle: Black (B)
 Ring: 1/2"
 Trim OD: 7-1/8"
 Baffle Depth: 1"

NTA-730 Airtight Cone Reflector with Baffle



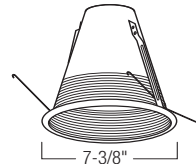
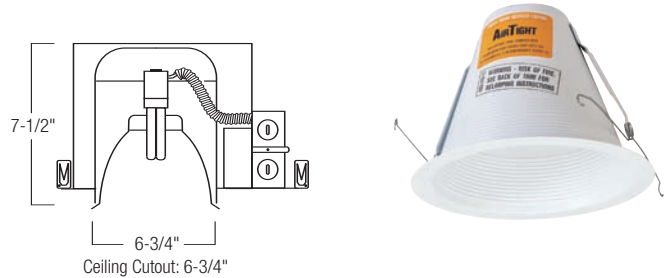
Baffle: Black (B), White (W)
 Ring: 3/4"
 Trim OD: 7-1/4"

NTA-102 Cone Reflector w/White Baffle Insert



Baffle: White (W)
 Ring: 1/2"
 Trim OD: 7-1/8"
 Baffle Depth: 1"

NTM-713W/PL White Airtight Cone Baffle



Baffle: White (W)
 Ring: 3/4"
 Trim OD: 7-1/8"