

# NHP-926 Series 6" Slope Housing with Reflector Trim

Quad/Triple Compact Fluorescent

## PRODUCT DESCRIPTION

New construction housing for sloped ceiling 22.5° max. Specification grade, thermally protected with preinstalled adjustable bar hangers. Non IC, insulation must be 3" from all combustible materials.

## CONSTRUCTION

### Plaster Frame

One piece 0.050 galvanized steel die cut frame, with attached 25 cubic inch junction box. Maximum ceiling thickness 5/8".

### Housing

0.040 steel housing adjusts to maximum ceiling thickness of 1-1/2"(39mm). Integral springs bracket remains flush with housing. When using trims with torsion trim spring, fold inward 45° to accept torsion springs. Ceiling template provide.

### Bar Hangers

Two 13-3/4" to 24" adjustable bar hangers with nails are included on frame. Bar hangers are parallel to junction box, but can be repositioned 90° perpendicular to junction box if desired. Bar hanger foot contoured to align to bottom of construction joist. A T-Bar notch allow for easy installation in a suspended ceiling.

### Junction Box

Prewired 25 cubic inch .064" thick galvanized steel, with seven 1/2" knockout, and snap on covers. All leads are #18AWG wire, the ground wire is connected to the bottom, and quick connectors are supplied on all leads. Through branch circuit wiring, (4-in, 4-out).

### Socket

One compact fluorescent socket on a heavy duty curved steel bracket allows lamp adjustment, 1-1/2" vertical and 2-7/8" horizontal. Wing nuts lock desired settings.

### Lamp

One quad or triple tube lamp 13-42W ordered separately.

### Ballast

Thermally protected, electronic high power factor, single tap input voltage ranging from 110V – 277V, 0.358 Ampere - 0.1552 Ampere, 50/60Hz with end of life protection. Class P, 42 Watts maximum.

Starting Temperature	0° F – 18°C
Operating Ambient Temperature	75°C (Max)
Start Rating	>50,000
Power Factor	HPF
Flicker	<3%
THD	<10%

(For magnetic ballast consult factory.)

### Labels and Listings

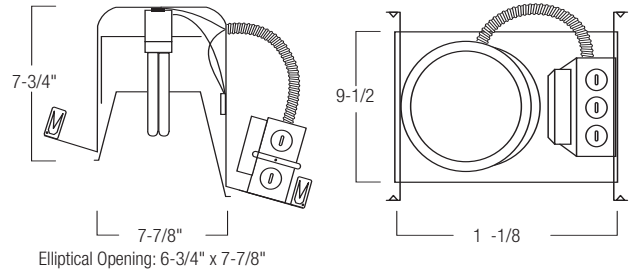
UL Listed for damp location  
Energy Star Rated (Electronic ballast only)



# NORALIGHTING®

Type \_\_\_\_\_  
Project \_\_\_\_\_  
Catalog No. \_\_\_\_\_  
Lamp/Wattage \_\_\_\_\_

## DIMENSIONS



Cut out: 6-3/4" x 7-7/8"    Housing Length: 1-1/8"  
Height: 7-3/4"    Housing Width: 9-1/2"

### Trim

Precision spun .050 alum high grad specular finished. Separate, white plastic trim ring is standard.

### Optional Dimming

A variety of dimming ballast option are available in 13-42W. Each option requires a controller that is compatible. Specify suffix.

- D10 Universal Technologies 0-10V (4Wire),
- MX1 Advance Mark X 120V (2Wire), (Specify Wattage)
- MX2 Advance Mark X 277V (2Wire), (Specify Wattage)
- M7 Advance Mark 7 (4Wire),
- L51 Lutron SE 5% 120V (3Wire), (Specify Wattage)
- L52 Lutron SE 5% 277V (3Wire), (Specify Wattage)

### Optional Emergency

Emergency back-up operates one lamp for a minimum of 90 minutes. Unit includes battery, charger and test plate with indicator light. Emergency ballasts are for dry locations.

For one lamp operation:

- Add: (EM) Emergency ballast 650 Lumen,
- (EM2) Emergency ballast up to 1300 Lumen.

### Optional Accessories

- FS Fuse 2A
- NRA-28 27" Flat Bar Hanger

Create a complete fixture/trim catalog number: Example: NHP-926/2642EL / NTP-614W

Housing - select one box from each column				Options			
Catalog No.	Lamps	Wattage	Ballast	Dimming		Emergency	Fuse
NHP-926	<input type="checkbox"/> 1	<input type="checkbox"/> 13	<input type="checkbox"/> EL	<input type="checkbox"/> D10	<input type="checkbox"/> M7	<input type="checkbox"/> EM	<input type="checkbox"/> FS
		<input type="checkbox"/> 18	<input type="checkbox"/> M	<input type="checkbox"/> MX1	<input type="checkbox"/> L51	<input type="checkbox"/> EM2	
		<input type="checkbox"/> 26-42		<input type="checkbox"/> MX2	<input type="checkbox"/> L52		

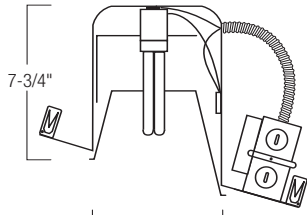
Reflector Trim			
Catalog No.	Reflector	Ring	
NTS-615	<input type="checkbox"/> B	<input type="checkbox"/> W	
	<input type="checkbox"/> C		
	<input type="checkbox"/> G		
	<input type="checkbox"/> W		

Reflector Finishes: B = Black, C = Chrome, G = Gold, W = White    Ring Finish: W = White

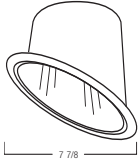
# NORALIGHTING®

# REFLECTOR TRIM

## NTS-615 Sloped Reflector



Elliptical Opening: 6-3/4" x 7-7/8"



Ring: 1"  
Trim OD: 7-7/8"

