

NHP-926 Series 6" Slope Housing with Reflector Trim

Quad/Triple Compact Fluorescent

PRODUCT DESCRIPTION

New construction housing for sloped ceiling 22.5° max. Specification grade, thermally protected with preinstalled adjustable bar hangers. Non IC, insulation must be 3" from all combustible materials.

CONSTRUCTION

Plaster Frame

One piece 0.050 galvanized steel die cut frame, with attached 25 cubic inch junction box. Maximum ceiling thickness 5/8".

Housing

0.040 steel housing adjusts to maximum ceiling thickness of 1-1/2"(39mm). Integral springs bracket remains flush with housing. When using trims with torsion trim spring, fold inward 45° to accept torsion springs. Ceiling template provide.

Bar Hangers

Two 13-3/4" to 24" adjustable bar hangers with nails are included on frame. Bar hangers are parallel to junction box, but can be repositioned 90° perpendicular to junction box if desired. Bar hanger foot contoured to align to bottom of construction joist. A T-Bar notch allow for easy installation in a suspended ceiling.

Junction Box

Prewired 25 cubic inch .064" thick galvanized steel, with seven 1/2" knockout, and snap on covers. All leads are #18AWG wire, the ground wire is connected to the bottom, and quick connectors are supplied on all leads. Through branch circuit wiring, (4-in, 4-out).

Socket

One compact fluorescent socket on a heavy duty curved steel bracket allows lamp adjustment, 1-1/2" vertical and 2-7/8" horizontal. Wing nuts lock desired settings.

Lamp

One quad or triple tube lamp 13-42W ordered separately.

Ballast

Thermally protected, electronic high power factor, single tap input voltage ranging from 110V – 277V, 0.358 Ampere - 0.1552 Ampere, 50/60Hz with end of life protection. Class P, 42 Watts maximum.

Starting Temperature	0° F – 18°C
Operating Ambient Temperature	75°C (Max)
Start Rating	>50,000
Power Factor	HPF
Flicker	<3%
THD	<10%

(For magnetic ballast consult factory.)

Labels and Listings

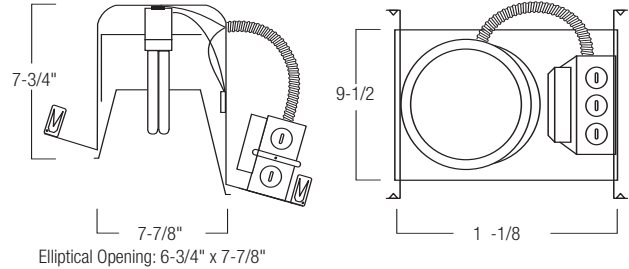
UL Listed for damp location
Energy Star Rated (Electronic ballast only)



NORALIGHTING®

Type _____
Project _____
Catalog No. _____
Lamp/Wattage _____

DIMENSIONS



Cut out: 6-3/4" x 7-7/8" Housing Length: 1-1/8"
Height: 7-3/4" Housing Width: 9-1/2"

Trim

Precision spun .050 alum high grad specular finished. Separate, white plastic trim ring is standard.

Optional Dimming

A variety of dimming ballast option are available in 13-42W. Each option requires a controller that is compatible. Specify suffix.

- D10 Universal Technologies 0-10V (4Wire),
- MX1 Advance Mark X 120V (2Wire), (Specify Wattage)
- MX2 Advance Mark X 277V (2Wire), (Specify Wattage)
- M7 Advance Mark 7 (4Wire),
- L51 Lutron SE 5% 120V (3Wire), (Specify Wattage)
- L52 Lutron SE 5% 277V (3Wire), (Specify Wattage)

Optional Emergency

Emergency back-up operates one lamp for a minimum of 90 minutes. Unit includes battery, charger and test plate with indicator light. Emergency ballasts are for dry locations.

For one lamp operation:

- Add: (EM) Emergency ballast 650 Lumen,
- (EM2) Emergency ballast up to 1300 Lumen.

Optional Accessories

- FS Fuse 2A
- NRA-28 27" Flat Bar Hanger

Create a complete fixture/trim catalog number: Example: NHP-926/2642EL / NTP-614W

Housing - select one box from each column				Options			
Catalog No.	Lamps	Wattage	Ballast	Dimming		Emergency	Fuse
NHP-926	<input type="checkbox"/> 1	<input type="checkbox"/> 13	<input type="checkbox"/> EL	<input type="checkbox"/> D10	<input type="checkbox"/> M7	<input type="checkbox"/> EM	<input type="checkbox"/> FS
		<input type="checkbox"/> 18	<input type="checkbox"/> M	<input type="checkbox"/> MX1	<input type="checkbox"/> L51	<input type="checkbox"/> EM2	
		<input type="checkbox"/> 26-42		<input type="checkbox"/> MX2	<input type="checkbox"/> L52		

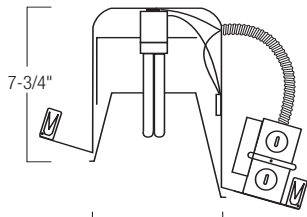
Reflector Trim			
Catalog No.	Reflector	Ring	
NTS-615	<input type="checkbox"/> B	<input type="checkbox"/> W	
	<input type="checkbox"/> C		
	<input type="checkbox"/> G		
	<input type="checkbox"/> W		

Reflector Finishes: B = Black, C = Chrome, G = Gold, W = White Ring Finish: W = White

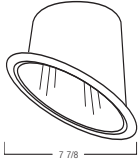
NORALIGHTING®

REFLECTOR TRIM

NTS-615 Sloped Reflector



Elliptical Opening: 6-3/4" x 7-7/8"



Ring: 1"
Trim OD: 7-7/8"

